

Penquis Community Action Program

2019 Annual Agency Profile

Director: Mrs. Marcia Larkin
(207) 973-3691

General Information

Urbanized Area (UZA) Statistics - 2010 Census

Bangor, ME
43 Square Miles
61,210 Population
441 Pop. Rank out of 498 UZAs

Other UZAs Served

0 Maine Non-UZA

Service Area Statistics

7,935 Square Miles
171,467 Population

Service Consumption

314,314 Annual Unlinked Trips (UPT)

Service Supplied

5,807,157 Annual Vehicle Revenue Miles (VRM)
194,133 Annual Vehicle Revenue Hours (VRH)

Database Information

NTDID: 10134

Reporter Type: Reduced Reporter

Financial Information

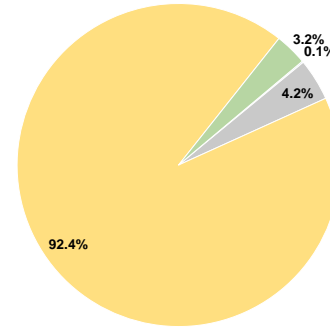
Sources of Operating Funds Expended

Fare Revenues	\$16,506	0.1%
Local Funds	\$0	0.0%
State Funds	\$497,541	4.2%
Federal Assistance	\$10,960,281	92.4%
Other Funds	\$381,784	3.2%
Total Operating Funds Expended	\$11,856,112	100.0%

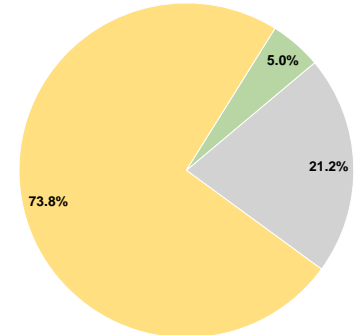
Sources of Capital Funds Expended

Fare Revenues	\$0	0.0%
Local Funds	\$0	0.0%
State Funds	\$12,608	21.2%
Federal Assistance	\$44,000	73.8%
Other Funds	\$2,979	5.0%
Total Capital Funds Expended	\$59,587	100.0%

Operating Funding Sources



Capital Funding Sources



Modal Characteristics

Operation Characteristics

Vehicles Operated at Maximum Service

Mode	Directly Operated	Purchased Transportation	Operating Expenses	Fare Revenues	Uses of Capital Funds	Annual Unlinked Trips	Annual Vehicle Revenue Miles	Annual Vehicle Revenue Hours	Average Fleet Age in Years ^a
Demand Response	188	-	\$11,856,112	\$16,506	\$59,587	314,314	5,807,157	194,133	4.1
Total	188	-	\$11,856,112	\$16,506	\$59,587	314,314	5,807,157	194,133	


Performance Measures

Service Efficiency

Mode	Operating Expenses per Vehicle Revenue Mile	Operating Expenses per Vehicle Revenue Hour
Demand Response	\$2.04	\$61.07
Total	\$2.04	\$61.07

Service Effectiveness

Mode	Operating Expenses per Unlinked Passenger Trip	Unlinked Trips per Vehicle Revenue Mile	Unlinked Trips per Vehicle Revenue Hour
Demand Response	\$37.72	0.1	1.6
Total	\$37.72	0.1	1.6



Notes:

^aDemand Response - Taxi (DT) and non-dedicated fleets do not report fleet age data.