

**General Information**

**Urbanized Area (UZA) Statistics - 2010 Census**

Boston, MA-NH-RI  
1,873 **Square Miles**  
4,181,019 **Population**  
10 **Pop. Rank out of 498 UZAs**

**Service Area Statistics**

14 **Square Miles**  
14,329 **Population**

**Service Consumption**

5,165 **Annual Unlinked Trips (UPT)**

**Service Supplied**

11,269 **Annual Vehicle Revenue Miles (VRM)**  
1,715 **Annual Vehicle Revenue Hours (VRH)**

**Database Information**

NTDID: 10178

Reporter Type: Reduced Reporter

**Financial Information**

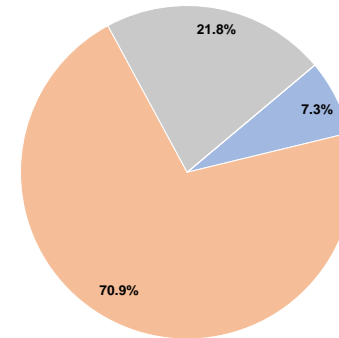
**Sources of Operating Funds Expended**

Fare Revenues	\$4,533	7.3%
Local Funds	\$43,903	70.9%
State Funds	\$13,485	21.8%
Federal Assistance	\$0	0.0%
Other Funds	\$0	0.0%
<b>Total Operating Funds Expended</b>	<b>\$61,921</b>	<b>100.0%</b>

**Sources of Capital Funds Expended**

Fare Revenues	\$0
Local Funds	\$0
State Funds	\$0
Federal Assistance	\$0
Other Funds	\$0
<b>Total Capital Funds Expended</b>	<b>\$0</b>

**Operating Funding Sources**



**Modal Characteristics**

**Operation Characteristics**

**Vehicles Operated at Maximum Service**

Mode	Directly Operated	Purchased Transportation	Operating Expenses	Fare Revenues	Uses of Capital Funds	Annual Unlinked Trips	Annual Vehicle Revenue Miles	Annual Vehicle Revenue Hours	Average Fleet Age in Years <sup>a</sup>
Bus	1	-	\$61,921	\$4,533	\$0	5,165	11,269	1,715	8.0
<b>Total</b>	<b>1</b>	<b>-</b>	<b>\$61,921</b>	<b>\$4,533</b>	<b>\$0</b>	<b>5,165</b>	<b>11,269</b>	<b>1,715</b>	

**Performance Measures**

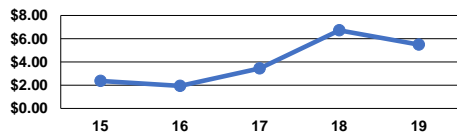
**Service Efficiency**

Mode	Operating Expenses per Vehicle Revenue Mile	Operating Expenses per Vehicle Revenue Hour
Bus	\$5.49	\$36.11
<b>Total</b>	<b>\$5.49</b>	<b>\$36.11</b>

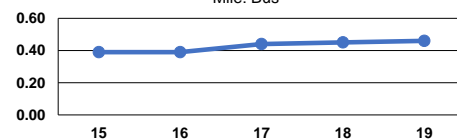
**Service Effectiveness**

Mode	Operating Expenses per Unlinked Passenger Trip	Unlinked Trips per Vehicle Revenue Mile	Unlinked Trips per Vehicle Revenue Hour
Bus	\$11.99	0.5	3.0
<b>Total</b>	<b>\$11.99</b>	<b>0.5</b>	<b>3.0</b>

Operating Expense per Vehicle Revenue Mile: Bus



Unlinked Passenger Trips per Vehicle Revenue Mile: Bus



**Notes:**

<sup>a</sup>Demand Response - Taxi (DT) and non-dedicated fleets do not report fleet age data.