

**General Information**

**Urbanized Area (UZA) Statistics - 2010 Census**

Boston, MA-NH-RI  
1,873 **Square Miles**  
4,181,019 **Population**  
10 **Pop. Rank out of 498 UZAs**

**Service Area Statistics**

25 **Square Miles**  
41,816 **Population**

**Service Consumption**

15,086 **Annual Unlinked Trips (UPT)**

**Service Supplied**

47,299 **Annual Vehicle Revenue Miles (VRM)**  
3,098 **Annual Vehicle Revenue Hours (VRH)**

**Database Information**

NTDID: 10179

Reporter Type: Reduced Reporter

**Financial Information**

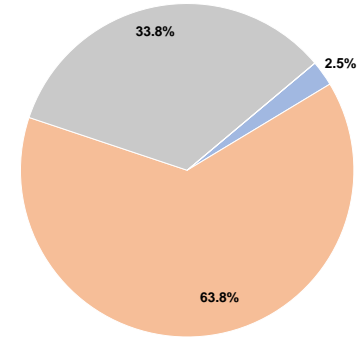
**Sources of Operating Funds Expended**

Fare Revenues	\$3,802	2.5%
Local Funds	\$98,217	63.8%
State Funds	\$52,000	33.8%
Federal Assistance	\$0	0.0%
Other Funds	\$0	0.0%
<b>Total Operating Funds Expended</b>	<b>\$154,019</b>	<b>100.0%</b>

**Sources of Capital Funds Expended**

Fare Revenues	\$0
Local Funds	\$0
State Funds	\$0
Federal Assistance	\$0
Other Funds	\$0
<b>Total Capital Funds Expended</b>	<b>\$0</b>

**Operating Funding Sources**



**Modal Characteristics**

**Operation Characteristics**

**Vehicles Operated at Maximum Service**

Mode	Directly Operated	Purchased Transportation	Operating Expenses	Fare Revenues	Uses of Capital Funds	Annual Unlinked Trips	Annual Vehicle Revenue Miles	Annual Vehicle Revenue Hours	Average Fleet Age in Years <sup>a</sup>
Bus	-	3	\$153,019	\$3,802	\$0	15,086	47,299	3,098	3.0
<b>Total</b>	-	<b>3</b>	<b>\$153,019</b>	<b>\$3,802</b>	<b>\$0</b>	<b>15,086</b>	<b>47,299</b>	<b>3,098</b>	

**Performance Measures**

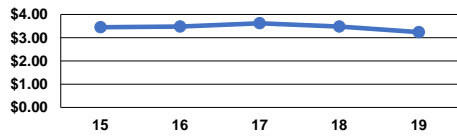
**Service Efficiency**

Mode	Operating Expenses per Vehicle Revenue Mile	Operating Expenses per Vehicle Revenue Hour
Bus	\$3.24	\$49.39
<b>Total</b>	<b>\$3.24</b>	<b>\$49.39</b>

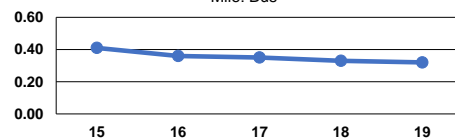
**Service Effectiveness**

Mode	Operating Expenses per Unlinked Passenger Trip	Unlinked Trips per Vehicle Revenue Mile	Unlinked Trips per Vehicle Revenue Hour
Bus	\$10.14	0.3	4.9
<b>Total</b>	<b>\$10.14</b>	<b>0.3</b>	<b>4.9</b>

Operating Expense per Vehicle Revenue Mile: Bus



Unlinked Passenger Trips per Vehicle Revenue Mile: Bus



**Notes:**

<sup>a</sup>Demand Response - Taxi (DT) and non-dedicated fleets do not report fleet age data.