

**General Information**

**Urbanized Area (UZA) Statistics - 2010 Census**

Boston, MA-NH-RI  
1,873 **Square Miles**  
4,181,019 **Population**  
10 **Pop. Rank out of 498 UZAs**

**Service Area Statistics**

25 **Square Miles**  
24,498 **Population**

**Service Consumption**

10,569 **Annual Unlinked Trips (UPT)**

**Service Supplied**

39,100 **Annual Vehicle Revenue Miles (VRM)**  
2,625 **Annual Vehicle Revenue Hours (VRH)**

**Database Information**

NTDID: 10180

Reporter Type: Reduced Reporter

**Financial Information**

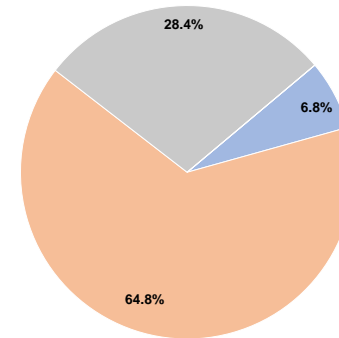
**Sources of Operating Funds Expended**

Fare Revenues	\$9,845	6.8%
Local Funds	\$94,196	64.8%
State Funds	\$41,300	28.4%
Federal Assistance	\$0	0.0%
Other Funds	\$0	0.0%
<b>Total Operating Funds Expended</b>	<b>\$145,341</b>	<b>100.0%</b>

**Sources of Capital Funds Expended**

Fare Revenues	\$0
Local Funds	\$0
State Funds	\$0
Federal Assistance	\$0
Other Funds	\$0
<b>Total Capital Funds Expended</b>	<b>\$0</b>

**Operating Funding Sources**



**Modal Characteristics**

**Operation Characteristics**

**Vehicles Operated at Maximum Service**

Mode	Directly Operated	Purchased Transportation	Operating Expenses	Fare Revenues	Uses of Capital Funds	Annual Unlinked Trips	Annual Vehicle Revenue Miles	Annual Vehicle Revenue Hours	Average Fleet Age in Years <sup>a</sup>
Bus	-	1	\$138,241	\$9,845	\$0	10,569	39,100	2,625	7.0
<b>Total</b>	<b>-</b>	<b>1</b>	<b>\$138,241</b>	<b>\$9,845</b>	<b>\$0</b>	<b>10,569</b>	<b>39,100</b>	<b>2,625</b>	

**Performance Measures**

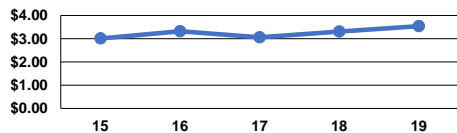
**Service Efficiency**

Mode	Operating Expenses per Vehicle Revenue Mile	Operating Expenses per Vehicle Revenue Hour
Bus	\$3.54	\$52.66
<b>Total</b>	<b>\$3.54</b>	<b>\$52.66</b>

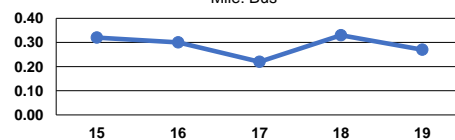
**Service Effectiveness**

Mode	Operating Expenses per Unlinked Passenger Trip	Unlinked Trips per Vehicle Revenue Mile	Unlinked Trips per Vehicle Revenue Hour
Bus	\$13.08	0.3	4.0
<b>Total</b>	<b>\$13.08</b>	<b>0.3</b>	<b>4.0</b>

Operating Expense per Vehicle Revenue Mile: Bus



Unlinked Passenger Trips per Vehicle Revenue Mile: Bus



**Notes:**

<sup>a</sup>Demand Response - Taxi (DT) and non-dedicated fleets do not report fleet age data.