

Mashantucket Pequot Tribal Nation

2019 Annual Agency Profile

General Information

Federally Recognized Tribal Statistical Areas
 Mashantucket Pequot Reservation and Off-Reservation Trust Land,
 CT

Service Consumption
 282,135 Annual Unlinked Trips (UPT)

Service Supplied
 194,946 Annual Vehicle Revenue Miles (VRM)
 23,046 Annual Vehicle Revenue Hours (VRH)

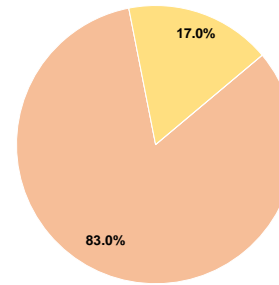
Database Information
 NTDID: 11152
 Reporter Type: Tribal Reporter

Financial Information

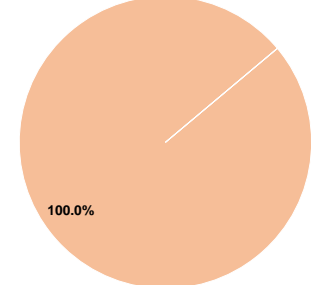
Sources of Operating Funds Expended			
Fare Revenues	\$0	0.0%	
Local Funds	\$856,736	83.0%	
State Funds	\$0	0.0%	
Federal Assistance	\$175,260	17.0%	
Other Funds	\$0	0.0%	
Total Operating Funds Expended	\$1,031,996	100.0%	

Sources of Capital Funds Expended			
Fare Revenues	\$0	0.0%	
Local Funds	\$167,313	100.0%	
State Funds	\$0	0.0%	
Federal Assistance	\$0	0.0%	
Other Funds	\$0	0.0%	
Total Capital Funds Expended	\$167,313	100.0%	

Operating Funding Sources



Capital Funding Sources



Modal Characteristics

Operation Characteristics

Vehicles Operated at Maximum Service

Mode	Directly Operated	Purchased Transportation	Operating Expenses	Fare Revenues	Uses of Capital Funds	Annual Unlinked Trips	Annual Vehicle Revenue Miles	Annual Vehicle Revenue Hours	Average Fleet Age in Years ^a
Bus	4	-	\$1,031,996	\$0	\$167,313	282,135	194,946	23,046	7.2
Total	4	-	\$1,031,996	\$0	\$167,313	282,135	194,946	23,046	

Performance Measures

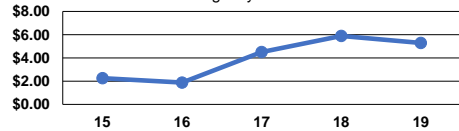
Service Efficiency

Mode	Operating Expenses per Vehicle Revenue Mile	Operating Expenses per Vehicle Revenue Hour
Bus	\$5.29	\$44.78
Total	\$5.29	\$44.78

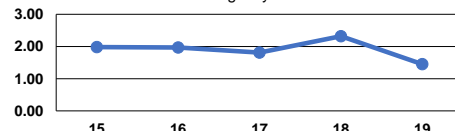
Service Effectiveness

Mode	Operating Expenses per Unlinked Passenger Trip	Unlinked Trips per Vehicle Revenue Mile	Unlinked Trips per Vehicle Revenue Hour
Bus	\$3.66	1.4	12.2
Total	\$3.66	1.4	12.2

Operating Expense per Vehicle Revenue Mile: Agency Total



Unlinked Passenger Trips per Vehicle Revenue Mile: Agency Total



Notes:

^aDemand Response - Taxi (DT) and non-dedicated fleets do not report fleet age data.