

Martha's Vineyard Transit Authority

2019 Annual Agency Profile

General Information

Service Consumption

1,317,493 Annual Unlinked Trips (UPT)

Service Supplied

1,203,804 Annual Vehicle Revenue Miles (VRM)
74,368 Annual Vehicle Revenue Hours (VRH)

Summary of Operating Expenses (OE)

\$5,473,023 Total Operating Expenses

Database Information

NTDID: 1R02-10145

Reporter Type: Rural General Public Transit

Financial Information

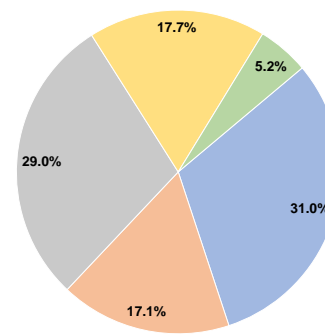
Sources of Operating Funds Expended

Fare Revenues	\$1,698,817	31.0%
Local Funds	\$936,815	17.1%
State Funds	\$1,585,533	29.0%
Federal Assistance	\$969,925	17.7%
Other Funds	\$281,933	5.2%
Total Operating Funds Expended	\$5,473,023	100.0%

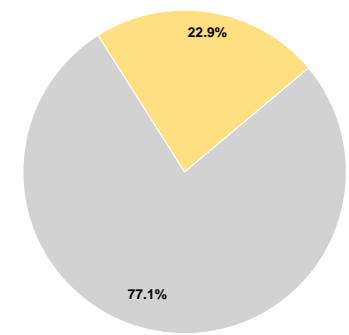
Sources of Capital Funds Expended

Fare Revenues	\$0	0.0%
Local Funds	\$0	0.0%
State Funds	\$1,967,000	77.1%
Federal Assistance	\$583,535	22.9%
Other Funds	\$0	0.0%
Total Capital Funds Expended	\$2,550,535	100.0%

Operating Funding Sources



Capital Funding Sources



Modal Characteristics

Operation Characteristics

Vehicles Operated at Maximum Service

Mode	Vehicles Operated at Maximum Service		Operating Expenses	Fare Revenues	Uses of Capital Funds	Annual Unlinked Trips	Annual Vehicle Revenue Miles	Annual Vehicle Revenue Hours
	Directly Operated	Purchased Transportation						
Demand Response	5	-	\$648,759	\$32,384	\$68,200	12,298	106,696	7,321
Bus	28	-	\$4,824,264	\$1,666,433	\$2,482,335	1,305,195	1,097,108	67,047
Total	33	-	\$5,473,023	\$1,698,817	\$2,550,535	1,317,493	1,203,804	74,368

Performance Measures

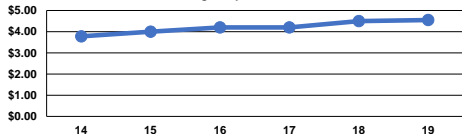
Service Efficiency

Mode	Operating Expenses per Vehicle Revenue Mile	Operating Expenses per Vehicle Revenue Hour
Demand Response	\$6.08	\$88.62
Bus	\$4.40	\$71.95
Total	\$4.55	\$73.59

Service Effectiveness

Mode	Operating Expenses per Unlinked Passenger Trip	Unlinked Trips per Vehicle Revenue Mile	Unlinked Trips per Vehicle Revenue Hour
Demand Response	\$52.75	0.1	1.7
Bus	\$3.70	1.2	19.5
Total	\$4.15	1.1	17.7

Operating Expense per Vehicle Revenue Mile: Agency Total



Unlinked Passenger Trips per Vehicle Revenue Mile: Agency Total

