

Advance Transit, Inc. NH

2019 Annual Agency Profile

<http://www.advancetransit.com>

120 Billings Farm Road
P.O. Box 1027
Wilder, VT 05088-1027

General Information

Service Consumption

758,025 Annual Unlinked Trips (UPT)

Service Supplied

489,015 Annual Vehicle Revenue Miles (VRM)

39,666 Annual Vehicle Revenue Hours (VRH)

Summary of Operating Expenses (OE)

\$3,338,559 Total Operating Expenses

Database Information

NTDID: 1R04-10137

Reporter Type: Rural General Public Transit

Financial Information

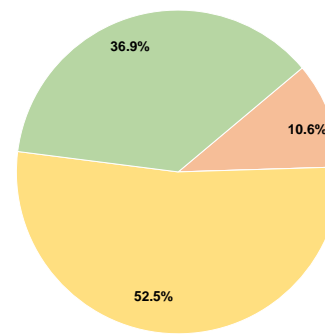
Sources of Operating Funds Expended

Fare Revenues	\$0	0.0%
Local Funds	\$354,664	10.6%
State Funds	\$0	0.0%
Federal Assistance	\$1,752,840	52.5%
Other Funds	\$1,231,055	36.9%
Total Operating Funds Expended	\$3,338,559	100.0%

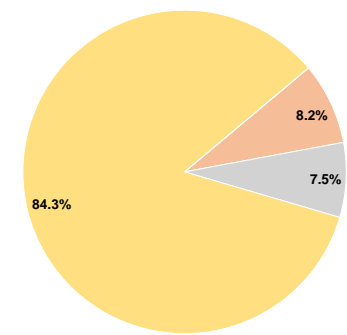
Sources of Capital Funds Expended

Fare Revenues	\$0	0.0%
Local Funds	\$157,985	8.2%
State Funds	\$144,084	7.5%
Federal Assistance	\$1,627,507	84.3%
Other Funds	\$0	0.0%
Total Capital Funds Expended	\$1,929,576	100.0%

Operating Funding Sources



Capital Funding Sources



Modal Characteristics

Operation Characteristics

Vehicles Operated at Maximum Service

Mode	Directly Operated	Purchased Transportation	Operating Expenses	Fare Revenues	Uses of Capital Funds	Annual Unlinked Trips	Annual Vehicle Revenue Miles	Annual Vehicle Revenue Hours
Demand Response	2	-	\$310,975	\$0	\$0	6,458	47,878	4,295
Bus	14	-	\$3,027,584	\$0	\$1,929,576	751,567	441,137	35,371
Total	16	-	\$3,338,559	\$0	\$1,929,576	758,025	489,015	39,666

Performance Measures

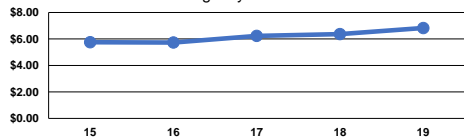
Service Efficiency

Mode	Operating Expenses per Vehicle Revenue Mile	Operating Expenses per Vehicle Revenue Hour
Demand Response	\$6.50	\$72.40
Bus	\$6.86	\$85.60
Total	\$6.83	\$84.17

Service Effectiveness

Mode	Operating Expenses per Unlinked Passenger Trip	Unlinked Trips per Vehicle Revenue Mile	Unlinked Trips per Vehicle Revenue Hour
Demand Response	\$48.15	0.1	1.5
Bus	\$4.03	1.7	21.2
Total	\$4.40	1.6	19.1

Operating Expense per Vehicle Revenue Mile: Agency Total



Unlinked Passenger Trips per Vehicle Revenue Mile: Agency Total

