

Tri-Valley Transit Inc

2019 Annual Agency Profile

General Information

Service Consumption

282,751 Annual Unlinked Trips (UPT)

Service Supplied

3,513,911 Annual Vehicle Revenue Miles (VRM)
 121,803 Annual Vehicle Revenue Hours (VRH)

Summary of Operating Expenses (OE)

\$5,143,346 Total Operating Expenses

Database Information

NTDID: 1R06-10143

Reporter Type: Rural General Public Transit

Financial Information

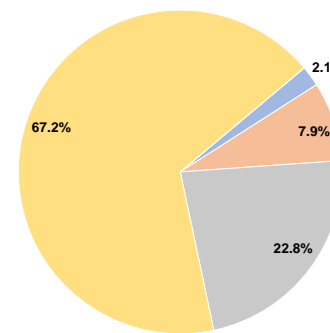
Sources of Operating Funds Expended

Fare Revenues	\$105,516	2.1%
Local Funds	\$408,313	7.9%
State Funds	\$1,172,378	22.8%
Federal Assistance	\$3,457,139	67.2%
Other Funds	\$0	0.0%
Total Operating Funds Expended	\$5,143,346	100.0%

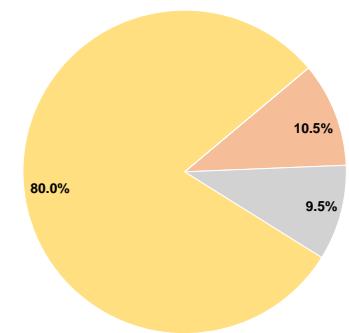
Sources of Capital Funds Expended

Fare Revenues	\$0	0.0%
Local Funds	\$68,395	10.5%
State Funds	\$62,391	9.5%
Federal Assistance	\$523,144	80.0%
Other Funds	\$0	0.0%
Total Capital Funds Expended	\$653,930	100.0%

Operating Funding Sources



Capital Funding Sources



Modal Characteristics

Operation Characteristics

Vehicles Operated at Maximum Service

Mode	Directly Operated	Purchased Transportation	Operating Expenses	Fare Revenues	Uses of Capital Funds	Annual Unlinked Trips	Annual Vehicle Revenue Miles	Annual Vehicle Revenue Hours
Commuter Bus	11	-	\$1,347,724	\$66,871	\$0	57,918	493,916	16,761
Demand Response	68	-	\$2,425,301	\$23,279	\$0	119,556	2,719,865	86,238
Bus	9	-	\$1,370,321	\$15,366	\$653,930	105,277	300,130	18,804
Total	88	-	\$5,143,346	\$105,516	\$653,930	282,751	3,513,911	121,803

Performance Measures

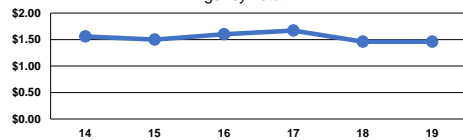
Service Efficiency

Mode	Operating Expenses per Vehicle Revenue Mile	Operating Expenses per Vehicle Revenue Hour
Commuter Bus	\$2.73	\$80.41
Demand Response	\$0.89	\$28.12
Bus	\$4.57	\$72.87
Total	\$1.46	\$42.23

Service Effectiveness

Mode	Operating Expenses per Unlinked Passenger Trip	Unlinked Trips per Vehicle Revenue Mile	Unlinked Trips per Vehicle Revenue Hour
Commuter Bus	\$23.27	0.1	3.5
Demand Response	\$20.29	0.0	1.4
Bus	\$13.02	0.4	5.6
Total	\$18.19	0.1	2.3

Operating Expense per Vehicle Revenue Mile: Agency Total



Unlinked Passenger Trips per Vehicle Revenue Mile: Agency Total

