

**General Information**

**Financial Information**

**Urbanized Area (UZA) Statistics - 2010 Census**

New York-Newark, NY-NJ-CT  
3,450 **Square Miles**  
18,351,295 **Population**  
1 **Pop. Rank out of 498 UZAs**

**Service Area Statistics**

89 **Square Miles**  
324,278 **Population**

**Service Consumption**

476,180 **Annual Unlinked Trips (UPT)**

**Service Supplied**

821,097 **Annual Vehicle Revenue Miles (VRM)**  
26,049 **Annual Vehicle Revenue Hours (VRH)**

**Database Information**

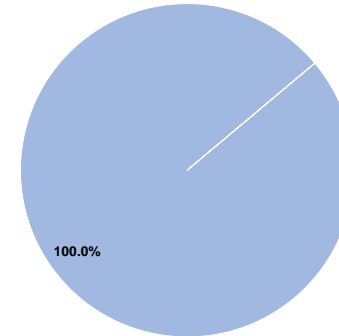
NTDID: 20160

Reporter Type: Reduced Reporter

**Sources of Operating Funds Expended**

Fare Revenues	\$4,365,100	100.0%
Local Funds	\$0	0.0%
State Funds	\$0	0.0%
Federal Assistance	\$0	0.0%
Other Funds	\$0	0.0%
<b>Total Operating Funds Expended</b>	<b>\$4,365,100</b>	<b>100.0%</b>

**Operating Funding Sources**



**Sources of Capital Funds Expended**

Fare Revenues	\$0
Local Funds	\$0
State Funds	\$0
Federal Assistance	\$0
Other Funds	\$0
<b>Total Capital Funds Expended</b>	<b>\$0</b>

**Modal Characteristics**

**Operation Characteristics**

**Vehicles Operated at Maximum Service**

Mode	Directly Operated	Purchased Transportation	Operating Expenses	Fare Revenues	Uses of Capital Funds	Annual Unlinked Trips	Annual Vehicle Revenue Miles	Annual Vehicle Revenue Hours	Average Fleet Age in Years <sup>a</sup>
Commuter Bus	22	-	\$4,365,100	\$4,365,100	\$0	476,180	821,097	26,049	4.0
<b>Total</b>	<b>22</b>	<b>-</b>	<b>\$4,365,100</b>	<b>\$4,365,100</b>	<b>\$0</b>	<b>476,180</b>	<b>821,097</b>	<b>26,049</b>	

**Performance Measures**

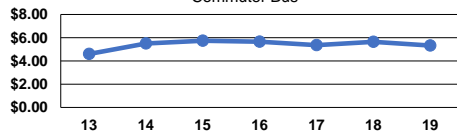
**Service Efficiency**

Mode	Operating Expenses per Vehicle Revenue Mile	Operating Expenses per Vehicle Revenue Hour
Commuter Bus	\$5.32	\$167.57
<b>Total</b>	<b>\$5.32</b>	<b>\$167.57</b>

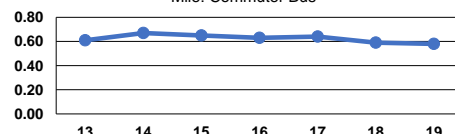
**Service Effectiveness**

Mode	Operating Expenses per Unlinked Passenger Trip	Unlinked Trips per Vehicle Revenue Mile	Unlinked Trips per Vehicle Revenue Hour
Commuter Bus	\$9.17	0.6	18.3
<b>Total</b>	<b>\$9.17</b>	<b>0.6</b>	<b>18.3</b>

Operating Expense per Vehicle Revenue Mile: Commuter Bus



Unlinked Passenger Trips per Vehicle Revenue Mile: Commuter Bus



**Notes:**

<sup>a</sup>Demand Response - Taxi (DT) and non-dedicated fleets do not report fleet age data.