

Village of Kiryas Joel

2019 Annual Agency Profile

P.O. Box 566
Monroe, NY 10949

Village Administrator: Mr. Gedalye Szegedin
(845)783-8300

General Information

Urbanized Area (UZA) Statistics - 2010 Census

Poughkeepsie-Newburgh, NY-NJ
327 **Square Miles**
423,566 **Population**
89 **Pop. Rank out of 498 UZAs**

Service Area Statistics

1 **Square Miles**
22,246 **Population**

Service Consumption

166,177 **Annual Unlinked Trips (UPT)**

Service Supplied

87,705 **Annual Vehicle Revenue Miles (VRM)**
6,757 **Annual Vehicle Revenue Hours (VRH)**

Database Information

NTDID: 20187

Reporter Type: Reduced Reporter

Financial Information

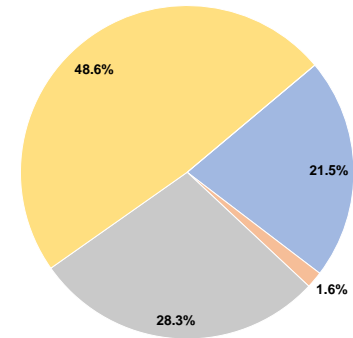
Sources of Operating Funds Expended

Fare Revenues	\$170,355	21.5%
Local Funds	\$12,802	1.6%
State Funds	\$224,198	28.3%
Federal Assistance	\$385,890	48.6%
Other Funds	\$0	0.0%
Total Operating Funds Expended	\$793,245	100.0%

Sources of Capital Funds Expended

Fare Revenues	\$0
Local Funds	\$0
State Funds	\$0
Federal Assistance	\$0
Other Funds	\$0
Total Capital Funds Expended	\$0

Operating Funding Sources



Modal Characteristics

Operation Characteristics

Vehicles Operated at Maximum Service

Mode	Directly Operated	Purchased Transportation	Operating Expenses	Fare Revenues	Uses of Capital Funds	Annual Unlinked Trips	Annual Vehicle Revenue Miles	Annual Vehicle Revenue Hours	Average Fleet Age in Years ^a
Bus	4	-	\$793,245	\$170,355	\$0	166,177	87,705	6,757	6.0
Total	4	-	\$793,245	\$170,355	\$0	166,177	87,705	6,757	

Performance Measures

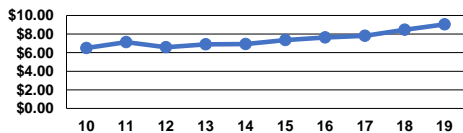
Service Efficiency

Mode	Operating Expenses per Vehicle Revenue Mile	Operating Expenses per Vehicle Revenue Hour
Bus	\$9.04	\$117.40
Total	\$9.04	\$117.40

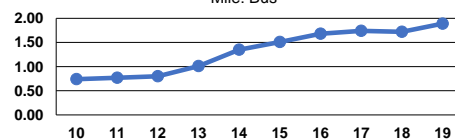
Service Effectiveness

Mode	Operating Expenses per Unlinked Passenger Trip	Unlinked Trips per Vehicle Revenue Mile	Unlinked Trips per Vehicle Revenue Hour
Bus	\$4.77	1.9	24.6
Total	\$4.77	1.9	24.6

Operating Expense per Vehicle Revenue Mile: Bus



Unlinked Passenger Trips per Vehicle Revenue Mile: Bus



Notes:

^aDemand Response - Taxi (DT) and non-dedicated fleets do not report fleet age data.