

Blackwood, NJ 08012

General Information

Urbanized Area (UZA) Statistics - 2010 Census

Atlantic City, NJ
125 **Square Miles**
248,402 **Population**
150 **Pop. Rank out of 498 UZAs**

Other UZAs Served

5 Philadelphia, PA-NJ-DE-MD, 0 New Jersey Non-UZA, 310 Vineland, NJ

Service Area Statistics

1,898 **Square Miles**
1,525,228 **Population**

Service Consumption

190,437 **Annual Unlinked Trips (UPT)**

Service Supplied

590,917 **Annual Vehicle Revenue Miles (VRM)**
35,545 **Annual Vehicle Revenue Hours (VRH)**

Database Information

NTDID: 20200
Reporter Type: Reduced Reporter

Financial Information

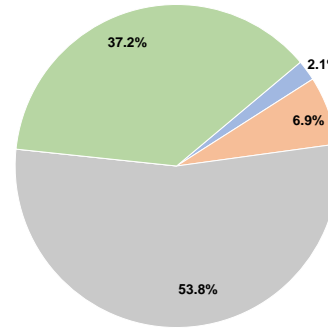
Sources of Operating Funds Expended

Fare Revenues	\$45,081	2.1%
Local Funds	\$150,000	6.9%
State Funds	\$1,174,848	53.8%
Federal Assistance	\$0	0.0%
Other Funds	\$812,131	37.2%
Total Operating Funds Expended	\$2,182,060	100.0%

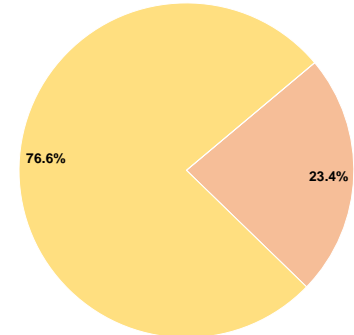
Sources of Capital Funds Expended

Fare Revenues	\$0	0.0%
Local Funds	\$206,617	23.4%
State Funds	\$0	0.0%
Federal Assistance	\$677,475	76.6%
Other Funds	\$0	0.0%
Total Capital Funds Expended	\$884,092	100.0%

Operating Funding Sources



Capital Funding Sources



Modal Characteristics

Operation Characteristics

Vehicles Operated at Maximum Service

Mode	Directly Operated	Purchased Transportation	Operating Expenses	Fare Revenues	Uses of Capital Funds	Annual Unlinked Trips	Annual Vehicle Revenue Miles	Annual Vehicle Revenue Hours	Average Fleet Age in Years ^a
Bus	24	-	\$2,182,060	\$45,081	\$884,092	190,437	590,917	35,545	3.5
Total	24	-	\$2,182,060	\$45,081	\$884,092	190,437	590,917	35,545	

Performance Measures

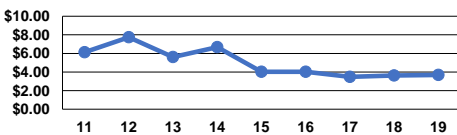
Service Efficiency

Mode	Operating Expenses per Vehicle Revenue Mile	Operating Expenses per Vehicle Revenue Hour
Bus	\$3.69	\$61.39
Total	\$3.69	\$61.39

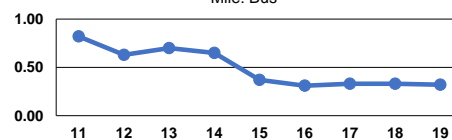
Service Effectiveness

Mode	Operating Expenses per Unlinked Passenger Trip	Unlinked Trips per Vehicle Revenue Mile	Unlinked Trips per Vehicle Revenue Hour
Bus	\$11.46	0.3	5.4
Total	\$11.46	0.3	5.4

Operating Expense per Vehicle Revenue Mile: Bus



Unlinked Passenger Trips per Vehicle Revenue Mile: Bus



Notes:

^aDemand Response - Taxi (DT) and non-dedicated fleets do not report fleet age data.