

**General Information**

**Urbanized Area (UZA) Statistics - 2010 Census**

Albany-Schenectady, NY  
296 **Square Miles**  
594,962 **Population**  
67 **Pop. Rank out of 498 UZAs**

**Service Area Statistics**

1 **Square Miles**  
5,177 **Population**

**Service Consumption**

3,677 **Annual Unlinked Trips (UPT)**

**Service Supplied**

8,818 **Annual Vehicle Revenue Miles (VRM)**  
1,268 **Annual Vehicle Revenue Hours (VRH)**

**Database Information**

NTDID: 20213

Reporter Type: Reduced Reporter

**Financial Information**

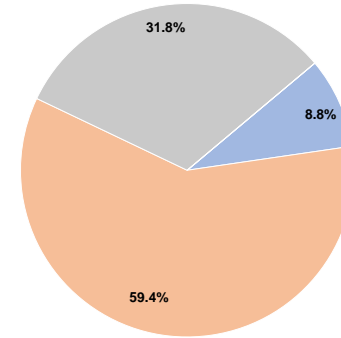
**Sources of Operating Funds Expended**

Fare Revenues	\$3,463	8.8%
Local Funds	\$23,364	59.4%
State Funds	\$12,512	31.8%
Federal Assistance	\$0	0.0%
Other Funds	\$0	0.0%
<b>Total Operating Funds Expended</b>	<b>\$39,339</b>	<b>100.0%</b>

**Sources of Capital Funds Expended**

Fare Revenues	\$0
Local Funds	\$0
State Funds	\$0
Federal Assistance	\$0
Other Funds	\$0
<b>Total Capital Funds Expended</b>	<b>\$0</b>

**Operating Funding Sources**



**Modal Characteristics**

**Operation Characteristics**

**Vehicles Operated at Maximum Service**

Mode	Directly Operated	Purchased Transportation	Operating Expenses	Fare Revenues	Uses of Capital Funds	Annual Unlinked Trips	Annual Vehicle Revenue Miles	Annual Vehicle Revenue Hours	Average Fleet Age in Years <sup>a</sup>
Bus	1	-	\$39,339	\$3,463	\$0	3,677	8,818	1,268	8.0
<b>Total</b>	<b>1</b>	<b>-</b>	<b>\$39,339</b>	<b>\$3,463</b>	<b>\$0</b>	<b>3,677</b>	<b>8,818</b>	<b>1,268</b>	

**Performance Measures**

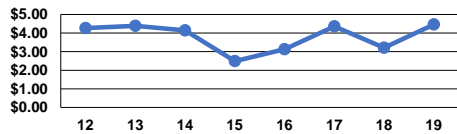
**Service Efficiency**

Mode	Operating Expenses per Vehicle Revenue Mile	Operating Expenses per Vehicle Revenue Hour
Bus	\$4.46	\$31.02
<b>Total</b>	<b>\$4.46</b>	<b>\$31.02</b>

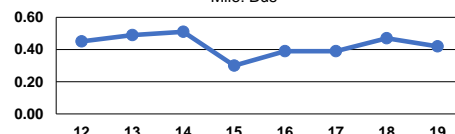
**Service Effectiveness**

Mode	Operating Expenses per Unlinked Passenger Trip	Unlinked Trips per Vehicle Revenue Mile	Unlinked Trips per Vehicle Revenue Hour
Bus	\$10.70	0.4	2.9
<b>Total</b>	<b>\$10.70</b>	<b>0.4</b>	<b>2.9</b>

Operating Expense per Vehicle Revenue Mile: Bus



Unlinked Passenger Trips per Vehicle Revenue Mile: Bus



**Notes:**

<sup>a</sup>Demand Response - Taxi (DT) and non-dedicated fleets do not report fleet age data.