

**General Information**

**Service Consumption**

53,227 Annual Unlinked Trips (UPT)

**Service Supplied**

171,709 Annual Vehicle Revenue Miles (VRM)  
 12,776 Annual Vehicle Revenue Hours (VRH)

**Summary of Operating Expenses (OE)**

\$1,186,904 Total Operating Expenses

**Database Information**

NTDID: 2R02-20947

Reporter Type: Rural General Public Transit

**Financial Information**

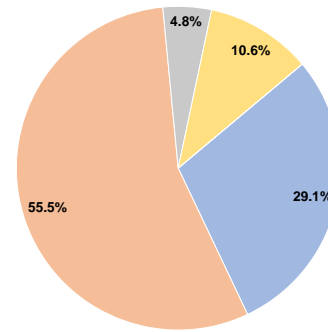
**Sources of Operating Funds Expended**

Fare Revenues	\$344,908	29.1%
Local Funds	\$659,048	55.5%
State Funds	\$57,448	4.8%
Federal Assistance	\$125,500	10.6%
Other Funds	\$0	0.0%
<b>Total Operating Funds Expended</b>	<b>\$1,186,904</b>	<b>100.0%</b>

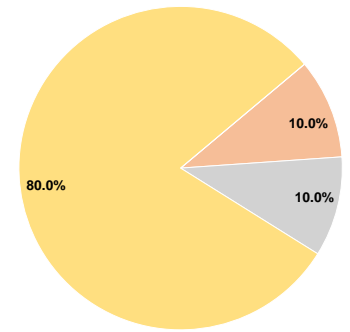
**Sources of Capital Funds Expended**

Fare Revenues	\$0	0.0%
Local Funds	\$245	10.0%
State Funds	\$245	10.0%
Federal Assistance	\$1,960	80.0%
Other Funds	\$0	0.0%
<b>Total Capital Funds Expended</b>	<b>\$2,450</b>	<b>100.0%</b>

**Operating Funding Sources**



**Capital Funding Sources**



**Modal Characteristics**

**Operation Characteristics**

**Vehicles Operated at Maximum Service**

Mode	Directly Operated	Purchased Transportation	Operating Expenses	Fare Revenues	Uses of Capital Funds	Annual Unlinked Trips	Annual Vehicle Revenue Miles	Annual Vehicle Revenue Hours
Bus	10	-	\$1,186,904	\$344,908	\$2,450	53,227	171,709	12,776
<b>Total</b>	<b>10</b>	<b>-</b>	<b>\$1,186,904</b>	<b>\$344,908</b>	<b>\$2,450</b>	<b>53,227</b>	<b>171,709</b>	<b>12,776</b>

**Performance Measures**

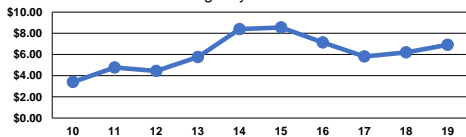
**Service Efficiency**

Mode	Operating Expenses per Vehicle Revenue Mile	Operating Expenses per Vehicle Revenue Hour
Bus	\$6.91	\$92.90
<b>Total</b>	<b>\$6.91</b>	<b>\$92.90</b>

**Service Effectiveness**

Mode	Operating Expenses per Unlinked Passenger Trip	Unlinked Trips per Vehicle Revenue Mile	Unlinked Trips per Vehicle Revenue Hour
Bus	\$22.30	0.3	4.2
<b>Total</b>	<b>\$22.30</b>	<b>0.3</b>	<b>4.2</b>

Operating Expense per Vehicle Revenue Mile: Agency Total



Unlinked Passenger Trips per Vehicle Revenue Mile: Agency Total

