

# First Transit-Olean

## 2019 Annual Agency Profile

### General Information

#### Service Consumption

76,817 Annual Unlinked Trips (UPT)

#### Service Supplied

195,702 Annual Vehicle Revenue Miles (VRM)  
 12,055 Annual Vehicle Revenue Hours (VRH)

#### Summary of Operating Expenses (OE)

\$799,328 Total Operating Expenses

#### Database Information

NTDID: 2R02-20975

Reporter Type: Rural General Public Transit

### Financial Information

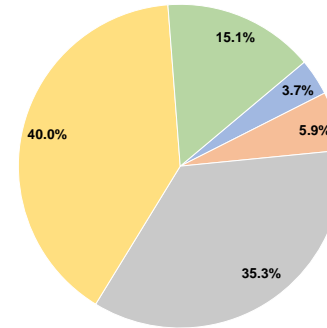
#### Sources of Operating Funds Expended

Fare Revenues	\$29,220	3.7%
Local Funds	\$47,063	5.9%
State Funds	\$282,304	35.3%
Federal Assistance	\$320,000	40.0%
Other Funds	\$120,741	15.1%
<b>Total Operating Funds Expended</b>	<b>\$799,328</b>	<b>100.0%</b>

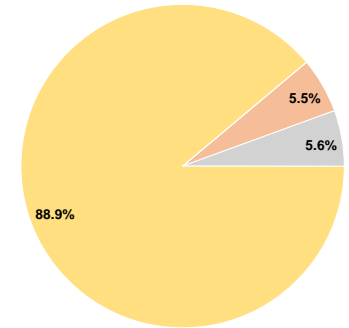
#### Sources of Capital Funds Expended

Fare Revenues	\$0	0.0%
Local Funds	\$107	5.5%
State Funds	\$108	5.6%
Federal Assistance	\$1,717	88.9%
Other Funds	\$0	0.0%
<b>Total Capital Funds Expended</b>	<b>\$1,932</b>	<b>100.0%</b>

#### Operating Funding Sources



#### Capital Funding Sources



### Modal Characteristics

#### Operation Characteristics

#### Vehicles Operated at Maximum Service

Mode	Directly Operated	Purchased Transportation	Operating Expenses	Fare Revenues	Uses of Capital Funds	Annual Unlinked Trips	Annual Vehicle Revenue Miles	Annual Vehicle Revenue Hours
Bus	4	-	\$799,328	\$29,220	\$1,932	76,817	195,702	12,055
<b>Total</b>	<b>4</b>	<b>-</b>	<b>\$799,328</b>	<b>\$29,220</b>	<b>\$1,932</b>	<b>76,817</b>	<b>195,702</b>	<b>12,055</b>

#### Performance Measures

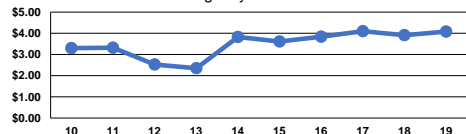
#### Service Efficiency

Mode	Operating Expenses per Vehicle Revenue Mile	Operating Expenses per Vehicle Revenue Hour
Bus	\$4.08	\$66.31
<b>Total</b>	<b>\$4.08</b>	<b>\$66.31</b>

#### Service Effectiveness

Mode	Operating Expenses per Unlinked Passenger Trip	Unlinked Trips per Vehicle Revenue Mile	Unlinked Trips per Vehicle Revenue Hour
Bus	\$10.41	0.4	6.4
<b>Total</b>	<b>\$10.41</b>	<b>0.4</b>	<b>6.4</b>

Operating Expense per Vehicle Revenue Mile: Agency Total



Unlinked Passenger Trips per Vehicle Revenue Mile: Agency Total

