

# Columbia County-NY

## 2019 Annual Agency Profile

### General Information

#### Service Consumption

33,160 Annual Unlinked Trips (UPT)

#### Service Supplied

132,786 Annual Vehicle Revenue Miles (VRM)  
6,464 Annual Vehicle Revenue Hours (VRH)

#### Summary of Operating Expenses (OE)

\$433,656 Total Operating Expenses

#### Database Information

NTDID: 2R02-20999

Reporter Type: Rural General Public Transit

### Financial Information

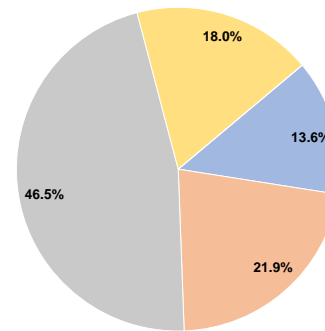
#### Sources of Operating Funds Expended

Fare Revenues	\$58,960	13.6%
Local Funds	\$95,108	21.9%
State Funds	\$201,588	46.5%
Federal Assistance	\$78,000	18.0%
Other Funds	\$0	0.0%
<b>Total Operating Funds Expended</b>	<b>\$433,656</b>	<b>100.0%</b>

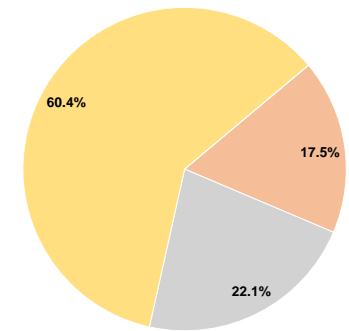
#### Sources of Capital Funds Expended

Fare Revenues	\$0	0.0%
Local Funds	\$69,524	17.5%
State Funds	\$87,886	22.1%
Federal Assistance	\$240,000	60.4%
Other Funds	\$0	0.0%
<b>Total Capital Funds Expended</b>	<b>\$397,410</b>	<b>100.0%</b>

#### Operating Funding Sources



#### Capital Funding Sources



### Modal Characteristics

#### Operation Characteristics

#### Vehicles Operated at Maximum Service

Mode	Directly Operated	Purchased Transportation	Operating Expenses	Fare Revenues	Uses of Capital Funds	Annual Unlinked Trips	Annual Vehicle Revenue Miles	Annual Vehicle Revenue Hours
Commuter Bus	-	2	\$285,867	\$18,080	\$238,206	11,098	84,471	2,313
Bus	-	2	\$147,789	\$40,880	\$159,204	22,062	48,315	4,151
<b>Total</b>	<b>-</b>	<b>4</b>	<b>\$433,656</b>	<b>\$58,960</b>	<b>\$397,410</b>	<b>33,160</b>	<b>132,786</b>	<b>6,464</b>

#### Performance Measures

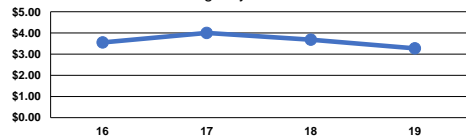
#### Service Efficiency

Mode	Operating Expenses per Vehicle Revenue Mile	Operating Expenses per Vehicle Revenue Hour
Commuter Bus	\$3.38	\$123.59
Bus	\$3.06	\$35.60
<b>Total</b>	<b>\$3.27</b>	<b>\$67.09</b>

#### Service Effectiveness

Mode	Operating Expenses per Unlinked Passenger Trip	Unlinked Trips per Vehicle Revenue Mile	Unlinked Trips per Vehicle Revenue Hour
Commuter Bus	\$25.76	0.1	4.8
Bus	\$6.70	0.5	5.3
<b>Total</b>	<b>\$13.08</b>	<b>0.2</b>	<b>5.1</b>

Operating Expense per Vehicle Revenue Mile: Agency Total



Unlinked Passenger Trips per Vehicle Revenue Mile: Agency Total

