

Garrett County Community Action Committee, Inc

2019 Annual Agency Profile

General Information

Service Consumption

101,725 Annual Unlinked Trips (UPT)

Service Supplied

640,882 Annual Vehicle Revenue Miles (VRM)
25,120 Annual Vehicle Revenue Hours (VRH)

Summary of Operating Expenses (OE)

\$2,154,387 Total Operating Expenses

Database Information

NTDID: 3R03-30117

Reporter Type: Rural General Public Transit

Financial Information

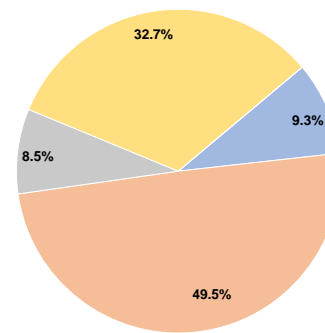
Sources of Operating Funds Expended

Fare Revenues	\$201,246	9.3%
Local Funds	\$1,066,802	49.5%
State Funds	\$182,749	8.5%
Federal Assistance	\$703,590	32.7%
Other Funds	\$0	0.0%
Total Operating Funds Expended	\$2,154,387	100.0%

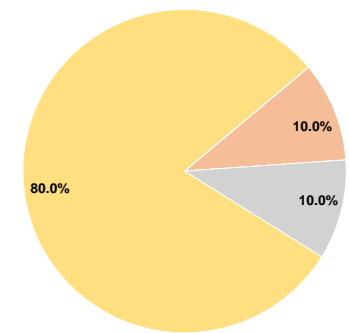
Sources of Capital Funds Expended

Fare Revenues	\$0	0.0%
Local Funds	\$11,382	10.0%
State Funds	\$11,382	10.0%
Federal Assistance	\$91,056	80.0%
Other Funds	\$0	0.0%
Total Capital Funds Expended	\$113,820	100.0%

Operating Funding Sources



Capital Funding Sources



Modal Characteristics

Operation Characteristics

Vehicles Operated at Maximum Service

Mode	Directly Operated	Purchased Transportation	Operating Expenses	Fare Revenues	Uses of Capital Funds	Annual Unlinked Trips	Annual Vehicle Revenue Miles	Annual Vehicle Revenue Hours
Demand Response	23	-	\$2,154,387	\$201,246	\$113,820	101,725	640,882	25,120
Total	23	-	\$2,154,387	\$201,246	\$113,820	101,725	640,882	25,120

Performance Measures

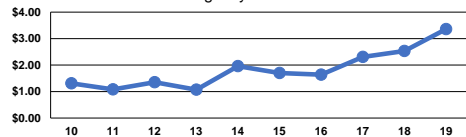
Service Efficiency

Mode	Operating Expenses per Vehicle Revenue Mile	Operating Expenses per Vehicle Revenue Hour
Demand Response	\$3.36	\$85.76
Total	\$3.36	\$85.76

Service Effectiveness

Mode	Operating Expenses per Unlinked Passenger Trip	Unlinked Trips per Vehicle Revenue Mile	Unlinked Trips per Vehicle Revenue Hour
Demand Response	\$21.18	0.2	4.0
Total	\$21.18	0.2	4.0

Operating Expense per Vehicle Revenue Mile: Agency Total



Unlinked Passenger Trips per Vehicle Revenue Mile: Agency Total

