

# Dorchester County Council

## 2019 Annual Agency Profile

### General Information

#### Service Consumption

109,088 Annual Unlinked Trips (UPT)

#### Service Supplied

565,843 Annual Vehicle Revenue Miles (VRM)  
 37,984 Annual Vehicle Revenue Hours (VRH)

#### Summary of Operating Expenses (OE)

\$1,171,876 Total Operating Expenses

#### Database Information

NTDID: 3R03-30161  
 Reporter Type: Rural General Public Transit

### Financial Information

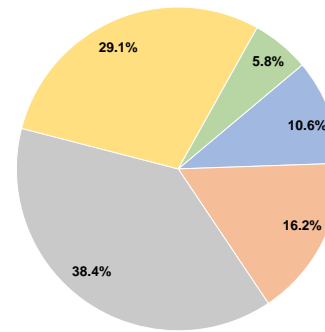
#### Sources of Operating Funds Expended

Fare Revenues	\$123,752	10.6%
Local Funds	\$189,327	16.2%
State Funds	\$450,298	38.4%
Federal Assistance	\$340,710	29.1%
Other Funds	\$67,789	5.8%
<b>Total Operating Funds Expended</b>	<b>\$1,171,876</b>	<b>100.0%</b>

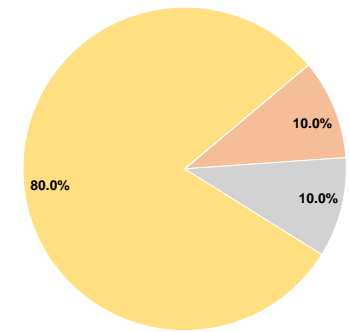
#### Sources of Capital Funds Expended

Fare Revenues	\$0	0.0%
Local Funds	\$4,941	10.0%
State Funds	\$4,942	10.0%
Federal Assistance	\$39,534	80.0%
Other Funds	\$0	0.0%
<b>Total Capital Funds Expended</b>	<b>\$49,417</b>	<b>100.0%</b>

#### Operating Funding Sources



#### Capital Funding Sources



### Modal Characteristics

#### Operation Characteristics

#### Vehicles Operated at Maximum Service

Mode	Directly Operated	Purchased Transportation	Operating Expenses	Fare Revenues	Uses of Capital Funds	Annual Unlinked Trips	Annual Vehicle Revenue Miles	Annual Vehicle Revenue Hours
Demand Response	32	-	\$403,231	\$18,265	\$0	25,886	150,839	14,282
Bus	9	-	\$768,645	\$105,487	\$49,417	83,202	415,004	23,702
<b>Total</b>	<b>41</b>	<b>-</b>	<b>\$1,171,876</b>	<b>\$123,752</b>	<b>\$49,417</b>	<b>109,088</b>	<b>565,843</b>	<b>37,984</b>

#### Performance Measures

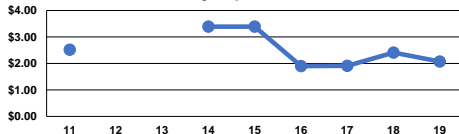
#### Service Efficiency

Mode	Operating Expenses per Vehicle Revenue Mile	Operating Expenses per Vehicle Revenue Hour
Demand Response	\$2.67	\$28.23
Bus	\$1.85	\$32.43
<b>Total</b>	<b>\$2.07</b>	<b>\$30.85</b>

#### Service Effectiveness

Mode	Operating Expenses per Unlinked Passenger Trip	Unlinked Trips per Vehicle Revenue Mile	Unlinked Trips per Vehicle Revenue Hour
Demand Response	\$15.58	0.2	1.8
Bus	\$9.24	0.2	3.5
<b>Total</b>	<b>\$10.74</b>	<b>0.2</b>	<b>2.9</b>

Operating Expense per Vehicle Revenue Mile: Agency Total



Unlinked Passenger Trips per Vehicle Revenue Mile: Agency Total

