

Bluefield Area Transit

2019 Annual Agency Profile

<http://ridethebatbus.com/>

1642 Bluefield Avenue
P.O. Box 1838
Bluefield, WV 24701

General Information

Service Consumption

211,247 Annual Unlinked Trips (UPT)

Service Supplied

704,578 Annual Vehicle Revenue Miles (VRM)
38,265 Annual Vehicle Revenue Hours (VRH)

Summary of Operating Expenses (OE)

\$1,684,383 Total Operating Expenses

Database Information

NTDID: 3R05-30121

Reporter Type: Rural General Public Transit

Financial Information

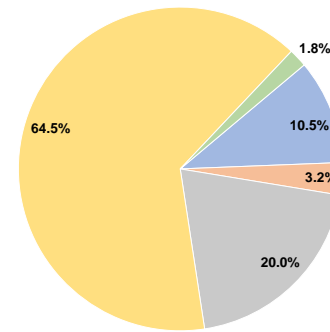
Sources of Operating Funds Expended

Fare Revenues	\$176,531	10.5%
Local Funds	\$54,311	3.2%
State Funds	\$336,790	20.0%
Federal Assistance	\$1,085,755	64.5%
Other Funds	\$30,996	1.8%
Total Operating Funds Expended	\$1,684,383	100.0%

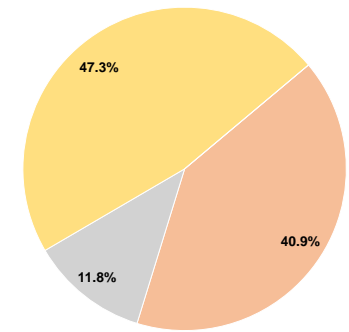
Sources of Capital Funds Expended

Fare Revenues	\$0	0.0%
Local Funds	\$42,844	40.9%
State Funds	\$12,397	11.8%
Federal Assistance	\$49,586	47.3%
Other Funds	\$0	0.0%
Total Capital Funds Expended	\$104,827	100.0%

Operating Funding Sources



Capital Funding Sources



Modal Characteristics

Operation Characteristics

Vehicles Operated at Maximum Service

Mode	Vehicles Operated at Maximum Service		Operating Expenses	Fare Revenues	Uses of Capital Funds	Annual Unlinked Trips	Annual Vehicle Revenue Miles	Annual Vehicle Revenue Hours
	Directly Operated	Purchased Transportation						
Demand Response	15	-	\$777,244	\$22,659	\$104,827	14,407	334,322	19,264
Bus	10	-	\$907,139	\$153,872	\$0	196,840	370,256	19,001
Total	25	-	\$1,684,383	\$176,531	\$104,827	211,247	704,578	38,265

Performance Measures

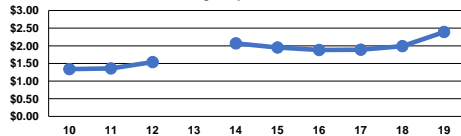
Service Efficiency

Mode	Operating Expenses per Vehicle Revenue Mile	Operating Expenses per Vehicle Revenue Hour
Demand Response	\$2.32	\$40.35
Bus	\$2.45	\$47.74
Total	\$2.39	\$44.02

Service Effectiveness

Mode	Operating Expenses per Unlinked Passenger Trip	Unlinked Trips per Vehicle Revenue Mile	Unlinked Trips per Vehicle Revenue Hour
Demand Response	\$53.95	0.0	0.7
Bus	\$4.61	0.5	10.4
Total	\$7.97	0.3	5.5

Operating Expense per Vehicle Revenue Mile: Agency Total



Unlinked Passenger Trips per Vehicle Revenue Mile: Agency Total

