

**General Information**

**Service Consumption**

112,428 Annual Unlinked Trips (UPT)

**Service Supplied**

899,908 Annual Vehicle Revenue Miles (VRM)  
 41,699 Annual Vehicle Revenue Hours (VRH)

**Summary of Operating Expenses (OE)**

\$1,812,180 Total Operating Expenses

**Database Information**

NTDID: 3R05-30183  
 Reporter Type: Rural General Public Transit

**Financial Information**

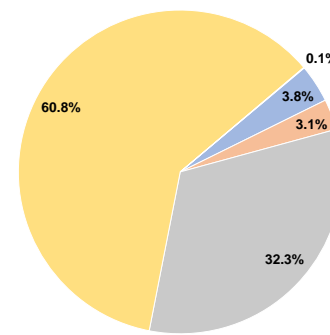
**Sources of Operating Funds Expended**

Fare Revenues	\$68,967	3.8%
Local Funds	\$55,414	3.1%
State Funds	\$585,761	32.3%
Federal Assistance	\$1,101,039	60.8%
Other Funds	\$999	0.1%
<b>Total Operating Funds Expended</b>	<b>\$1,812,180</b>	<b>100.0%</b>

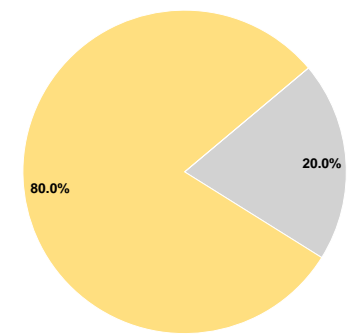
**Sources of Capital Funds Expended**

Fare Revenues	\$0	0.0%
Local Funds	\$0	0.0%
State Funds	\$50,781	20.0%
Federal Assistance	\$203,125	80.0%
Other Funds	\$0	0.0%
<b>Total Capital Funds Expended</b>	<b>\$253,906</b>	<b>100.0%</b>

**Operating Funding Sources**



**Capital Funding Sources**



**Modal Characteristics**

**Operation Characteristics**

**Vehicles Operated at Maximum Service**

Mode	Directly Operated	Purchased Transportation	Operating Expenses	Fare Revenues	Uses of Capital Funds	Annual Unlinked Trips	Annual Vehicle Revenue Miles	Annual Vehicle Revenue Hours
Demand Response	14	-	\$596,390	\$9,565	\$64,970	21,779	357,924	20,612
Bus	10	-	\$1,215,790	\$59,402	\$188,936	90,649	541,984	21,087
<b>Total</b>	<b>24</b>	<b>-</b>	<b>\$1,812,180</b>	<b>\$68,967</b>	<b>\$253,906</b>	<b>112,428</b>	<b>899,908</b>	<b>41,699</b>

**Performance Measures**

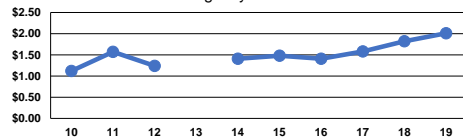
**Service Efficiency**

Mode	Operating Expenses per Vehicle Revenue Mile	Operating Expenses per Vehicle Revenue Hour
Demand Response	\$1.67	\$28.93
Bus	\$2.24	\$57.66
<b>Total</b>	<b>\$2.01</b>	<b>\$43.46</b>

**Service Effectiveness**

Mode	Operating Expenses per Unlinked Passenger Trip	Unlinked Trips per Vehicle Revenue Mile	Unlinked Trips per Vehicle Revenue Hour
Demand Response	\$27.38	0.1	1.1
Bus	\$13.41	0.2	4.3
<b>Total</b>	<b>\$16.12</b>	<b>0.1</b>	<b>2.7</b>

Operating Expense per Vehicle Revenue Mile: Agency Total



Unlinked Passenger Trips per Vehicle Revenue Mile: Agency Total

