

Town of Altavista

2019 Annual Agency Profile

General Information

Service Consumption

17,939 Annual Unlinked Trips (UPT)

Service Supplied

48,396 Annual Vehicle Revenue Miles (VRM)
3,012 Annual Vehicle Revenue Hours (VRH)

Summary of Operating Expenses (OE)

\$99,409 Total Operating Expenses

Database Information

NTDID: 3R06-30157

Reporter Type: Rural General Public Transit

Financial Information

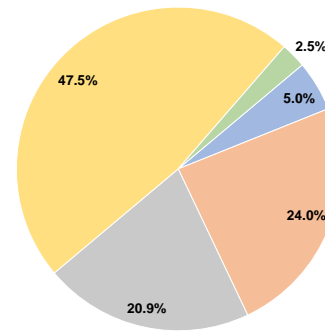
Sources of Operating Funds Expended

Fare Revenues	\$5,006	5.0%
Local Funds	\$23,871	24.0%
State Funds	\$20,826	20.9%
Federal Assistance	\$47,206	47.5%
Other Funds	\$2,500	2.5%
Total Operating Funds Expended	\$99,409	100.0%

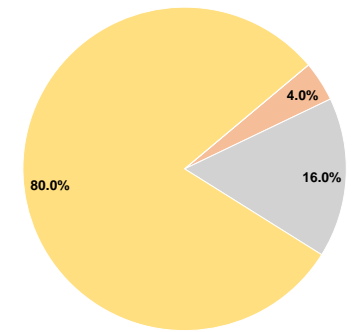
Sources of Capital Funds Expended

Fare Revenues	\$0	0.0%
Local Funds	\$99	4.0%
State Funds	\$396	16.0%
Federal Assistance	\$1,978	80.0%
Other Funds	\$0	0.0%
Total Capital Funds Expended	\$2,473	100.0%

Operating Funding Sources



Capital Funding Sources



Modal Characteristics

Operation Characteristics

Vehicles Operated at Maximum Service

Mode	Directly Operated	Purchased Transportation	Operating Expenses	Fare Revenues	Uses of Capital Funds	Annual Unlinked Trips	Annual Vehicle Revenue Miles	Annual Vehicle Revenue Hours
Bus	2	-	\$99,409	\$5,006	\$2,473	17,939	48,396	3,012
Total	2	-	\$99,409	\$5,006	\$2,473	17,939	48,396	3,012

Performance Measures

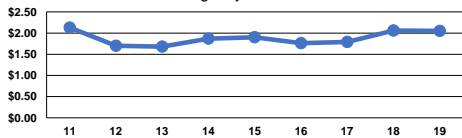
Service Efficiency

Mode	Operating Expenses per Vehicle Revenue Mile	Operating Expenses per Vehicle Revenue Hour
Bus	\$2.05	\$33.00
Total	\$2.05	\$33.00

Service Effectiveness

Mode	Operating Expenses per Unlinked Passenger Trip	Unlinked Trips per Vehicle Revenue Mile	Unlinked Trips per Vehicle Revenue Hour
Bus	\$5.54	0.4	6.0
Total	\$5.54	0.4	6.0

Operating Expense per Vehicle Revenue Mile: Agency Total



Unlinked Passenger Trips per Vehicle Revenue Mile: Agency Total

