

# Town of Bluefield/Graham Transit

2019 Annual Agency Profile

## General Information

### Service Consumption

45,092 Annual Unlinked Trips (UPT)

### Service Supplied

133,672 Annual Vehicle Revenue Miles (VRM)  
8,115 Annual Vehicle Revenue Hours (VRH)

### Summary of Operating Expenses (OE)

\$306,544 Total Operating Expenses

### Database Information

NTDID: 3R06-30164

Reporter Type: Rural General Public Transit

## Financial Information

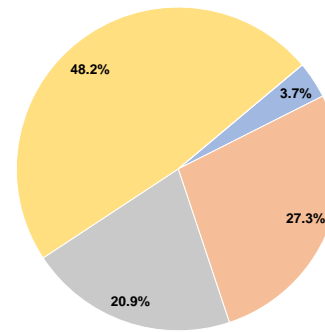
### Sources of Operating Funds Expended

Fare Revenues	\$11,276	3.7%
Local Funds	\$83,717	27.3%
State Funds	\$63,917	20.9%
Federal Assistance	\$147,634	48.2%
Other Funds	\$0	0.0%
<b>Total Operating Funds Expended</b>	<b>\$306,544</b>	<b>100.0%</b>

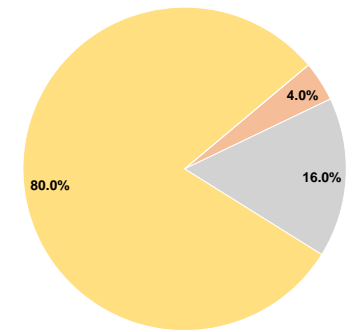
### Sources of Capital Funds Expended

Fare Revenues	\$0	0.0%
Local Funds	\$2,612	4.0%
State Funds	\$10,448	16.0%
Federal Assistance	\$52,240	80.0%
Other Funds	\$0	0.0%
<b>Total Capital Funds Expended</b>	<b>\$65,300</b>	<b>100.0%</b>

### Operating Funding Sources



### Capital Funding Sources



## Modal Characteristics

### Operation Characteristics

#### Vehicles Operated at Maximum Service

Mode	Directly Operated	Purchased Transportation	Operating Expenses	Fare Revenues	Uses of Capital Funds	Annual Unlinked Trips	Annual Vehicle Revenue Miles	Annual Vehicle Revenue Hours
Bus	3	-	\$306,544	\$11,276	\$65,300	45,092	133,672	8,115
<b>Total</b>	<b>3</b>	<b>-</b>	<b>\$306,544</b>	<b>\$11,276</b>	<b>\$65,300</b>	<b>45,092</b>	<b>133,672</b>	<b>8,115</b>

### Performance Measures

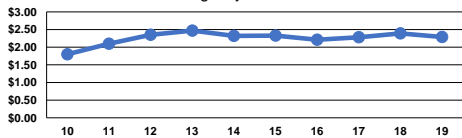
#### Service Efficiency

Mode	Operating Expenses per Vehicle Revenue Mile	Operating Expenses per Vehicle Revenue Hour
Bus	\$2.29	\$37.77
<b>Total</b>	<b>\$2.29</b>	<b>\$37.77</b>

#### Service Effectiveness

Mode	Operating Expenses per Unlinked Passenger Trip	Unlinked Trips per Vehicle Revenue Mile	Unlinked Trips per Vehicle Revenue Hour
Bus	\$6.80	0.3	5.6
<b>Total</b>	<b>\$6.80</b>	<b>0.3</b>	<b>5.6</b>

Operating Expense per Vehicle Revenue Mile: Agency Total



Unlinked Passenger Trips per Vehicle Revenue Mile: Agency Total

