

General Information

Urbanized Area (UZA) Statistics - 2010 Census

Kingsport, TN-VA
114 **Square Miles**
106,571 **Population**
291 **Pop. Rank out of 498 UZAs**

Service Area Statistics

54 **Square Miles**
53,374 **Population**

Service Consumption

160,937 **Annual Unlinked Trips (UPT)**

Service Supplied

331,534 **Annual Vehicle Revenue Miles (VRM)**
26,912 **Annual Vehicle Revenue Hours (VRH)**

Database Information

NTDID: 40080
Reporter Type: Reduced Reporter

Financial Information

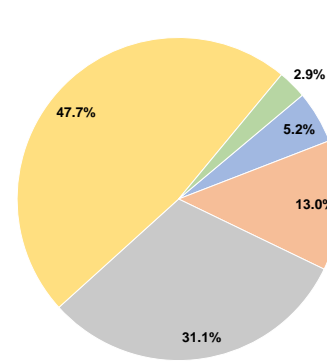
Sources of Operating Funds Expended

Fare Revenues	\$88,814	5.2%
Local Funds	\$220,934	13.0%
State Funds	\$528,228	31.1%
Federal Assistance	\$809,161	47.7%
Other Funds	\$48,999	2.9%
Total Operating Funds Expended	\$1,696,136	100.0%

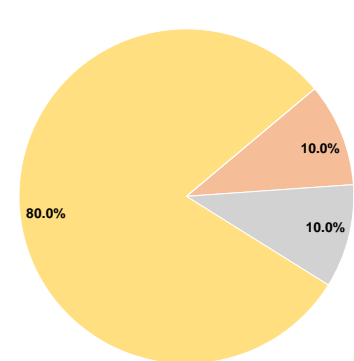
Sources of Capital Funds Expended

Fare Revenues	\$0	0.0%
Local Funds	\$387,240	10.0%
State Funds	\$387,240	10.0%
Federal Assistance	\$3,097,985	80.0%
Other Funds	\$0	0.0%
Total Capital Funds Expended	\$3,872,465	100.0%

Operating Funding Sources



Capital Funding Sources



Modal Characteristics

Operation Characteristics

Vehicles Operated at Maximum Service

Mode	Directly Operated	Purchased Transportation	Operating Expenses	Fare Revenues	Uses of Capital Funds	Annual Unlinked Trips	Annual Vehicle Revenue Miles	Annual Vehicle Revenue Hours	Average Fleet Age in Years ^a
Demand Response	6	-	\$663,454	\$30,654	\$1,820,059	18,631	114,888	10,659	2.0
Bus	7	-	\$1,032,682	\$58,160	\$2,052,406	142,306	216,646	16,253	8.2
Total	13	-	\$1,696,136	\$88,814	\$3,872,465	160,937	331,534	26,912	

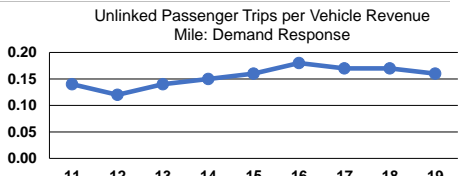
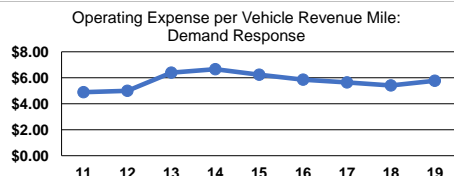
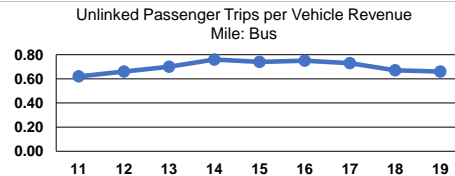
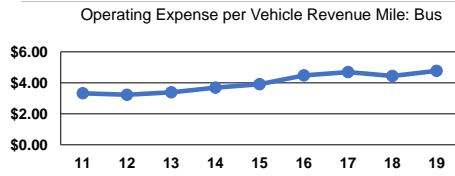
Performance Measures

Service Efficiency

Mode	Operating Expenses per Vehicle Revenue Mile	Operating Expenses per Vehicle Revenue Hour
Demand Response	\$5.77	\$62.24
Bus	\$4.77	\$63.54
Total	\$5.12	\$63.03

Service Effectiveness

Mode	Operating Expenses per Unlinked Passenger Trip	Unlinked Trips per Vehicle Revenue Mile	Unlinked Trips per Vehicle Revenue Hour
Demand Response	\$35.61	0.2	1.7
Bus	\$7.26	0.7	8.8
Total	\$10.54	0.5	6.0



Notes:
^aDemand Response - Taxi (DT) and non-dedicated fleets do not report fleet age data.