

General Information

Urbanized Area (UZA) Statistics - 2010 Census

Arecibo, PR
84 **Square Miles**
139,171 **Population**
232 **Pop. Rank out of 498 UZAs**

Service Area Statistics

42 **Square Miles**
40,111 **Population**

Service Consumption

7,350 **Annual Unlinked Trips (UPT)**

Service Supplied

27,131 **Annual Vehicle Revenue Miles (VRM)**
5,400 **Annual Vehicle Revenue Hours (VRH)**

Database Information

NTDID: 40151

Reporter Type: Reduced Reporter

Financial Information

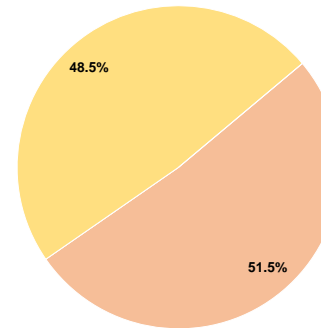
Sources of Operating Funds Expended

Fare Revenues	\$0	0.0%
Local Funds	\$123,782	51.5%
State Funds	\$0	0.0%
Federal Assistance	\$116,691	48.5%
Other Funds	\$0	0.0%
Total Operating Funds Expended	\$240,473	100.0%

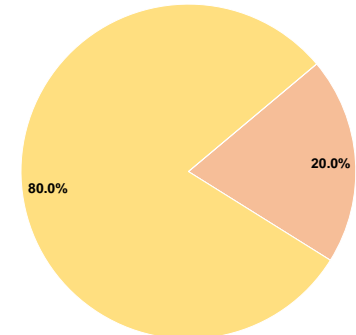
Sources of Capital Funds Expended

Fare Revenues	\$0	0.0%
Local Funds	\$39,384	20.0%
State Funds	\$0	0.0%
Federal Assistance	\$157,535	80.0%
Other Funds	\$0	0.0%
Total Capital Funds Expended	\$196,919	100.0%

Operating Funding Sources



Capital Funding Sources



Modal Characteristics

Operation Characteristics

Vehicles Operated at Maximum Service

Mode	Directly Operated	Purchased Transportation	Operating Expenses	Fare Revenues	Uses of Capital Funds	Annual Unlinked Trips	Annual Vehicle Revenue Miles	Annual Vehicle Revenue Hours	Average Fleet Age in Years ^a
Demand Response	3	-	\$195,477	\$0	\$0	4,124	17,935	3,960	13.3
Bus	2	-	\$44,996	\$0	\$196,919	3,226	9,196	1,440	11.5
Total	5	-	\$240,473	\$0	\$196,919	7,350	27,131	5,400	

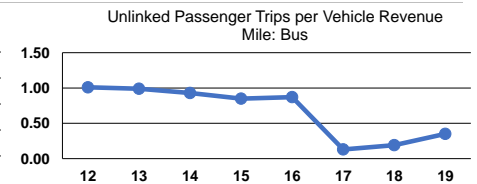
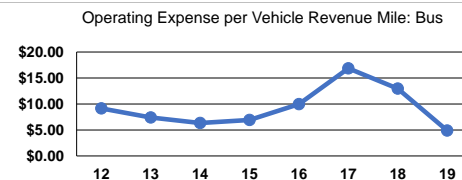
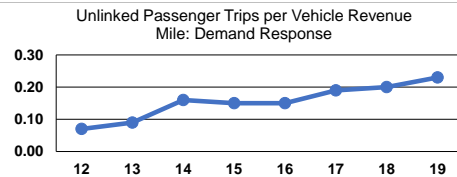
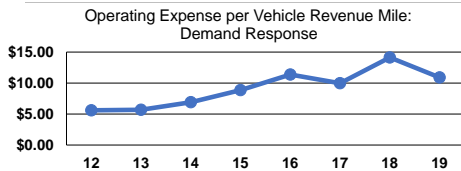
Performance Measures

Service Efficiency

Mode	Operating Expenses per Vehicle Revenue Mile	Operating Expenses per Vehicle Revenue Hour
Demand Response	\$10.90	\$49.36
Bus	\$4.89	\$31.25
Total	\$8.86	\$44.53

Service Effectiveness

Mode	Operating Expenses per Unlinked Passenger Trip	Unlinked Trips per Vehicle Revenue Mile	Unlinked Trips per Vehicle Revenue Hour
Demand Response	\$47.40	0.2	1.0
Bus	\$13.95	0.4	2.2
Total	\$32.72	0.3	1.4



Notes:

^aDemand Response - Taxi (DT) and non-dedicated fleets do not report fleet age data.