

General Information

Urbanized Area (UZA) Statistics - 2010 Census

Jacksonville, NC
 71 **Square Miles**
 105,419 **Population**
 294 **Pop. Rank out of 498 UZAs**

Service Area Statistics

47 **Square Miles**
 72,447 **Population**

Service Consumption

124,621 **Annual Unlinked Trips (UPT)**

Service Supplied

381,882 **Annual Vehicle Revenue Miles (VRM)**
 25,640 **Annual Vehicle Revenue Hours (VRH)**

Database Information

NTDID: 40166
 Reporter Type: Reduced Reporter

Financial Information

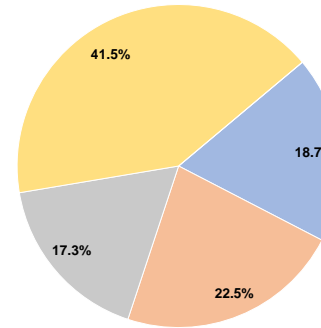
Sources of Operating Funds Expended

Fare Revenues	\$191,232	18.7%
Local Funds	\$229,838	22.5%
State Funds	\$176,435	17.3%
Federal Assistance	\$424,493	41.5%
Other Funds	\$0	0.0%
Total Operating Funds Expended	\$1,021,998	100.0%

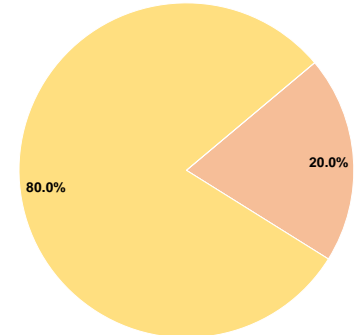
Sources of Capital Funds Expended

Fare Revenues	\$0	0.0%
Local Funds	\$66,801	20.0%
State Funds	\$0	0.0%
Federal Assistance	\$267,204	80.0%
Other Funds	\$0	0.0%
Total Capital Funds Expended	\$334,005	100.0%

Operating Funding Sources



Capital Funding Sources



Modal Characteristics

Operation Characteristics

Vehicles Operated at Maximum Service

Mode	Directly Operated	Purchased Transportation	Operating Expenses	Fare Revenues	Uses of Capital Funds	Annual Unlinked Trips	Annual Vehicle Revenue Miles	Annual Vehicle Revenue Hours	Average Fleet Age in Years ^a
Demand Response	-	2	\$29,683	\$8,248	\$0	3,526	14,720	985	0.0
Bus	-	9	\$975,222	\$182,984	\$334,005	121,095	367,162	24,655	4.7
Total	-	11	\$1,004,905	\$191,232	\$334,005	124,621	381,882	25,640	

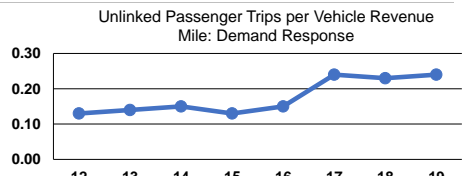
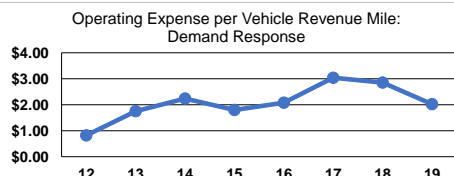
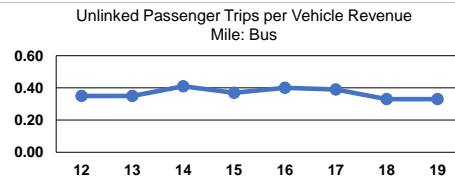
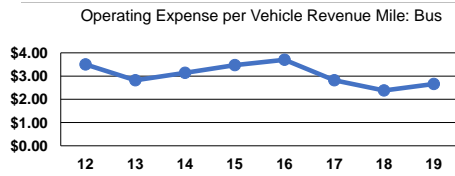
Performance Measures

Service Efficiency

Mode	Operating Expenses per Vehicle Revenue Mile	Operating Expenses per Vehicle Revenue Hour
Demand Response	\$2.02	\$30.14
Bus	\$2.66	\$39.55
Total	\$2.63	\$39.19

Service Effectiveness

Mode	Operating Expenses per Unlinked Passenger Trip	Unlinked Trips per Vehicle Revenue Mile	Unlinked Trips per Vehicle Revenue Hour
Demand Response	\$8.42	0.2	3.6
Bus	\$8.05	0.3	4.9
Total	\$8.06	0.3	4.9



Notes:
^aDemand Response - Taxi (DT) and non-dedicated fleets do not report fleet age data.