

General Information

Urbanized Area (UZA) Statistics - 2010 Census

Cleveland, TN
55 **Square Miles**
66,777 **Population**
414 **Pop. Rank out of 498 UZAs**

Service Area Statistics

24 **Square Miles**
66,333 **Population**

Service Consumption

169,325 **Annual Unlinked Trips (UPT)**

Service Supplied

366,712 **Annual Vehicle Revenue Miles (VRM)**
32,794 **Annual Vehicle Revenue Hours (VRH)**

Database Information

NTDID: 40170
Reporter Type: Reduced Reporter

Financial Information

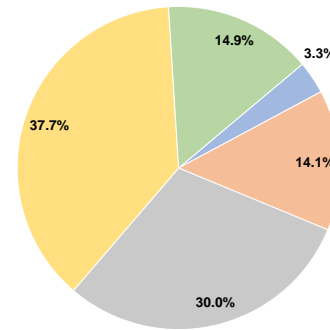
Sources of Operating Funds Expended

Fare Revenues	\$43,529	3.3%
Local Funds	\$186,500	14.1%
State Funds	\$398,096	30.0%
Federal Assistance	\$499,865	37.7%
Other Funds	\$197,226	14.9%
Total Operating Funds Expended	\$1,325,216	100.0%

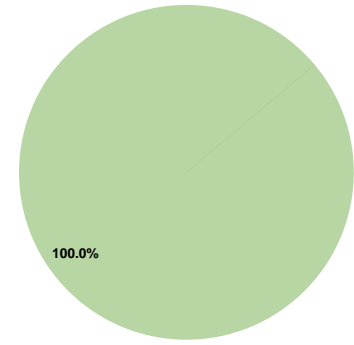
Sources of Capital Funds Expended

Fare Revenues	\$0	0.0%
Local Funds	\$0	0.0%
State Funds	\$0	0.0%
Federal Assistance	\$0	0.0%
Other Funds	\$10,230	100.0%
Total Capital Funds Expended	\$10,230	100.0%

Operating Funding Sources



Capital Funding Sources



Modal Characteristics

Operation Characteristics

Vehicles Operated at Maximum Service

Mode	Directly Operated	Purchased Transportation	Operating Expenses	Fare Revenues	Uses of Capital Funds	Annual Unlinked Trips	Annual Vehicle Revenue Miles	Annual Vehicle Revenue Hours	Average Fleet Age in Years ^a
Demand Response	11	-	\$652,995	\$11,923	\$10,230	25,218	163,042	16,739	4.0
Bus	7	-	\$672,221	\$31,606	\$0	144,107	203,670	16,055	3.1
Total	18	-	\$1,325,216	\$43,529	\$10,230	169,325	366,712	32,794	

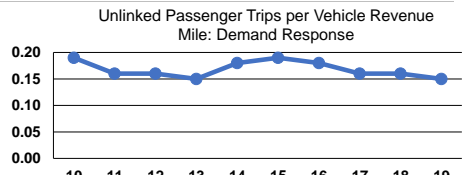
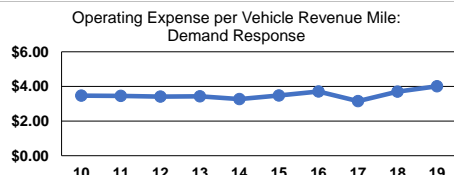
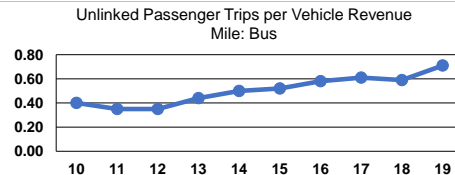
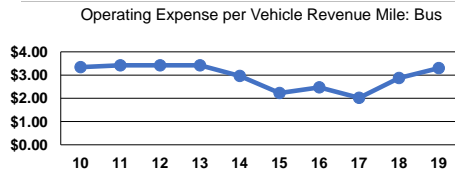
Performance Measures

Service Efficiency

Mode	Operating Expenses per Vehicle Revenue Mile	Operating Expenses per Vehicle Revenue Hour
Demand Response	\$4.01	\$39.01
Bus	\$3.30	\$41.87
Total	\$3.61	\$40.41

Service Effectiveness

Mode	Operating Expenses per Unlinked Passenger Trip	Unlinked Trips per Vehicle Revenue Mile	Unlinked Trips per Vehicle Revenue Hour
Demand Response	\$25.89	0.2	1.5
Bus	\$4.66	0.7	9.0
Total	\$7.83	0.5	5.2



Notes:
^aDemand Response - Taxi (DT) and non-dedicated fleets do not report fleet age data.