

General Information

Financial Information

Urbanized Area (UZA) Statistics - 2010 Census

San Juan, PR
867 **Square Miles**
2,148,346 **Population**
21 **Pop. Rank out of 498 UZAs**

Service Area Statistics

30 **Square Miles**
80,207 **Population**

Service Consumption

73,153 **Annual Unlinked Trips (UPT)**

Service Supplied

112,458 **Annual Vehicle Revenue Miles (VRM)**
13,200 **Annual Vehicle Revenue Hours (VRH)**

Database Information

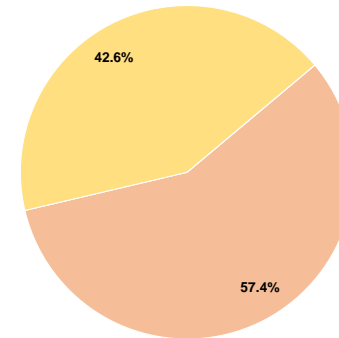
NTDID: 40182

Reporter Type: Reduced Reporter

Sources of Operating Funds Expended

Fare Revenues	\$0	0.0%
Local Funds	\$247,059	57.4%
State Funds	\$0	0.0%
Federal Assistance	\$183,119	42.6%
Other Funds	\$0	0.0%
Total Operating Funds Expended	\$430,178	100.0%

Operating Funding Sources



Sources of Capital Funds Expended

Fare Revenues	\$0
Local Funds	\$0
State Funds	\$0
Federal Assistance	\$0
Other Funds	\$0
Total Capital Funds Expended	\$0

Modal Characteristics

Operation Characteristics

Vehicles Operated at Maximum Service

Mode	Directly Operated	Purchased Transportation	Operating Expenses	Fare Revenues	Uses of Capital Funds	Annual Unlinked Trips	Annual Vehicle Revenue Miles	Annual Vehicle Revenue Hours	Average Fleet Age in Years ^a
Demand Response	2	-	\$137,590	\$0	\$0	11,379	44,351	5,280	2.0
Bus	5	-	\$292,588	\$0	\$0	61,774	68,107	7,920	3.9
Total	7	-	\$430,178	\$0	\$0	73,153	112,458	13,200	

Performance Measures

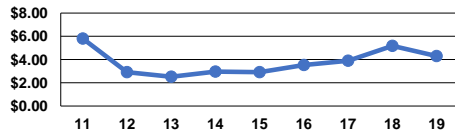
Service Efficiency

Mode	Operating Expenses per Vehicle Revenue Mile	Operating Expenses per Vehicle Revenue Hour
Demand Response	\$3.10	\$26.06
Bus	\$4.30	\$36.94
Total	\$3.83	\$32.59

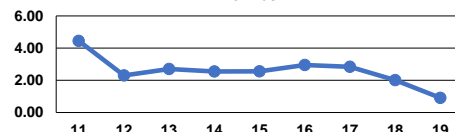
Service Effectiveness

Mode	Operating Expenses per Unlinked Passenger Trip	Unlinked Trips per Vehicle Revenue Mile	Unlinked Trips per Vehicle Revenue Hour
Demand Response	\$12.09	0.3	2.2
Bus	\$4.74	0.9	7.8
Total	\$5.88	0.7	5.5

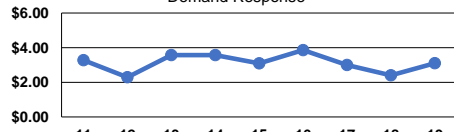
Operating Expense per Vehicle Revenue Mile: Bus



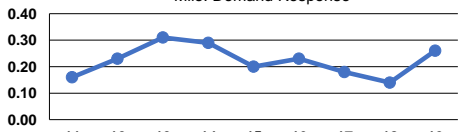
Unlinked Passenger Trips per Vehicle Revenue Mile: Bus



Operating Expense per Vehicle Revenue Mile: Demand Response



Unlinked Passenger Trips per Vehicle Revenue Mile: Demand Response



Notes:

^aDemand Response - Taxi (DT) and non-dedicated fleets do not report fleet age data.