

General Information

Urbanized Area (UZA) Statistics - 2010 Census

Murfreesboro, TN
77 **Square Miles**
133,228 **Population**
241 **Pop. Rank out of 498 UZAs**

Service Area Statistics

56 **Square Miles**
108,755 **Population**

Service Consumption

208,313 **Annual Unlinked Trips (UPT)**

Service Supplied

245,092 **Annual Vehicle Revenue Miles (VRM)**
20,712 **Annual Vehicle Revenue Hours (VRH)**

Database Information

NTDID: 40186
Reporter Type: Reduced Reporter

Financial Information

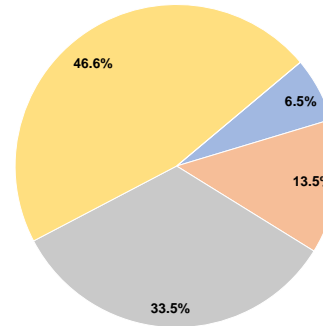
Sources of Operating Funds Expended

Fare Revenues	\$94,963	6.5%
Local Funds	\$198,396	13.5%
State Funds	\$492,783	33.5%
Federal Assistance	\$685,115	46.6%
Other Funds	\$0	0.0%
Total Operating Funds Expended	\$1,471,257	100.0%

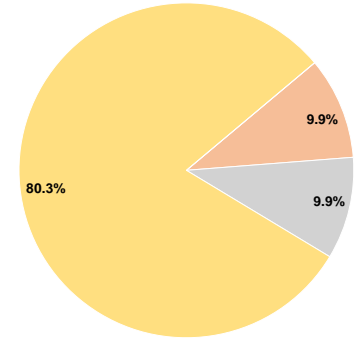
Sources of Capital Funds Expended

Fare Revenues	\$0	0.0%
Local Funds	\$61,447	9.9%
State Funds	\$61,447	9.9%
Federal Assistance	\$499,576	80.3%
Other Funds	\$0	0.0%
Total Capital Funds Expended	\$622,470	100.0%

Operating Funding Sources



Capital Funding Sources



Modal Characteristics

Operation Characteristics

Vehicles Operated at Maximum Service

Mode	Directly Operated	Purchased Transportation	Operating Expenses	Fare Revenues	Uses of Capital Funds	Annual Unlinked Trips	Annual Vehicle Revenue Miles	Annual Vehicle Revenue Hours	Average Fleet Age in Years ^a
Bus	7	-	\$1,471,257	\$94,963	\$622,470	208,313	245,092	20,712	6.0
Total	7	-	\$1,471,257	\$94,963	\$622,470	208,313	245,092	20,712	

Performance Measures

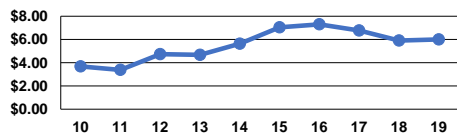
Service Efficiency

Mode	Operating Expenses per Vehicle Revenue Mile	Operating Expenses per Vehicle Revenue Hour
Bus	\$6.00	\$71.03
Total	\$6.00	\$71.03

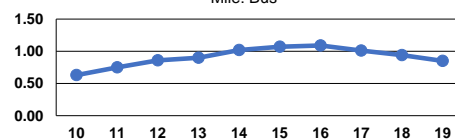
Service Effectiveness

Mode	Operating Expenses per Unlinked Passenger Trip	Unlinked Trips per Vehicle Revenue Mile	Unlinked Trips per Vehicle Revenue Hour
Bus	\$7.06	0.8	10.1
Total	\$7.06	0.8	10.1

Operating Expense per Vehicle Revenue Mile: Bus



Unlinked Passenger Trips per Vehicle Revenue Mile: Bus



Notes:

^aDemand Response - Taxi (DT) and non-dedicated fleets do not report fleet age data.