

General Information

Urbanized Area (UZA) Statistics - 2010 Census

Morristown, TN
60 Square Miles
59,036 Population
449 Pop. Rank out of 498 UZAs

Other UZAs Served

74 Knoxville, TN, 0 Tennessee Non-UZA

Service Area Statistics

6,563 Square Miles
1,176,033 Population

Service Consumption

285,197 Annual Unlinked Trips (UPT)

Service Supplied

4,710,774 Annual Vehicle Revenue Miles (VRM)
225,155 Annual Vehicle Revenue Hours (VRH)

Database Information

NTDID: 40190
Reporter Type: Reduced Reporter

Financial Information

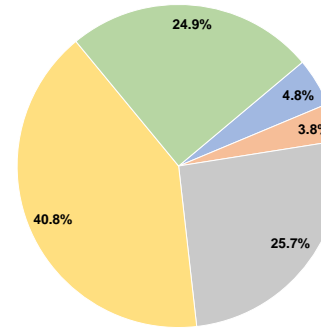
Sources of Operating Funds Expended

Fare Revenues	\$505,111	4.8%
Local Funds	\$399,195	3.8%
State Funds	\$2,700,882	25.7%
Federal Assistance	\$4,287,151	40.8%
Other Funds	\$2,611,381	24.9%
Total Operating Funds Expended	\$10,503,720	100.0%

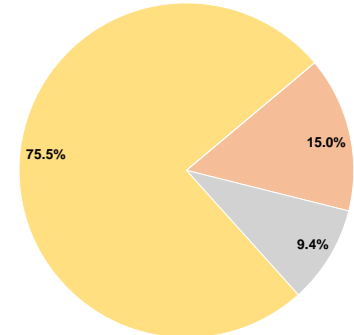
Sources of Capital Funds Expended

Fare Revenues	\$0	0.0%
Local Funds	\$129,830	15.0%
State Funds	\$81,629	9.4%
Federal Assistance	\$653,025	75.5%
Other Funds	\$0	0.0%
Total Capital Funds Expended	\$864,484	100.0%

Operating Funding Sources



Capital Funding Sources



Modal Characteristics

Operation Characteristics

Vehicles Operated at Maximum Service

Mode	Directly Operated	Purchased Transportation	Operating Expenses	Fare Revenues	Uses of Capital Funds	Annual Unlinked Trips	Annual Vehicle Revenue Miles	Annual Vehicle Revenue Hours	Average Fleet Age in Years ^a
Demand Response	84	-	\$10,503,720	\$505,111	\$864,484	285,197	4,710,774	225,155	4.7
Total	84	-	\$10,503,720	\$505,111	\$864,484	285,197	4,710,774	225,155	

Performance Measures

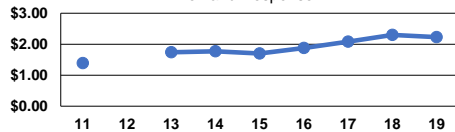
Service Efficiency

Mode	Operating Expenses per Vehicle Revenue Mile	Operating Expenses per Vehicle Revenue Hour
Demand Response	\$2.23	\$46.65
Total	\$2.23	\$46.65

Service Effectiveness

Mode	Operating Expenses per Unlinked Passenger Trip	Unlinked Trips per Vehicle Revenue Mile	Unlinked Trips per Vehicle Revenue Hour
Demand Response	\$36.83	0.1	1.3
Total	\$36.83	0.1	1.3

Operating Expense per Vehicle Revenue Mile: Demand Response



Unlinked Passenger Trips per Vehicle Revenue Mile: Demand Response



Notes:

^aDemand Response - Taxi (DT) and non-dedicated fleets do not report fleet age data.