

General Information

Urbanized Area (UZA) Statistics - 2010 Census

Charleston-North Charleston, SC
293 **Square Miles**
548,404 **Population**
76 **Pop. Rank out of 498 UZAs**

Other UZAs Served

0 South Carolina Non-UZA

Service Area Statistics

2,800 **Square Miles**
264,203 **Population**

Service Consumption

99,053 **Annual Unlinked Trips (UPT)**

Service Supplied

901,124 **Annual Vehicle Revenue Miles (VRM)**
41,581 **Annual Vehicle Revenue Hours (VRH)**

Database Information

NTDID: 40206

Reporter Type: Reduced Reporter

Financial Information

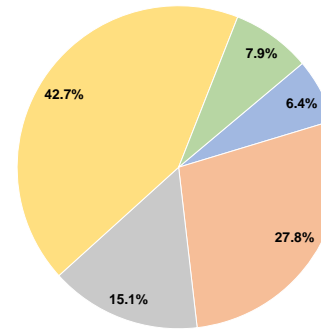
Sources of Operating Funds Expended

Fare Revenues	\$142,040	6.4%
Local Funds	\$614,682	27.8%
State Funds	\$333,968	15.1%
Federal Assistance	\$942,017	42.7%
Other Funds	\$174,916	7.9%
Total Operating Funds Expended	\$2,207,623	100.0%

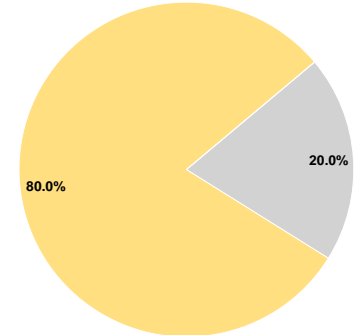
Sources of Capital Funds Expended

Fare Revenues	\$0	0.0%
Local Funds	\$0	0.0%
State Funds	\$42,212	20.0%
Federal Assistance	\$168,848	80.0%
Other Funds	\$0	0.0%
Total Capital Funds Expended	\$211,060	100.0%

Operating Funding Sources



Capital Funding Sources



Modal Characteristics

Operation Characteristics

Vehicles Operated at Maximum Service

Mode	Directly Operated	Purchased Transportation	Operating Expenses	Fare Revenues	Uses of Capital Funds	Annual Unlinked Trips	Annual Vehicle Revenue Miles	Annual Vehicle Revenue Hours	Average Fleet Age in Years ^a
Bus	25	-	\$2,207,623	\$142,040	\$211,060	99,053	901,124	41,581	4.4
Total	25	-	\$2,207,623	\$142,040	\$211,060	99,053	901,124	41,581	

Performance Measures

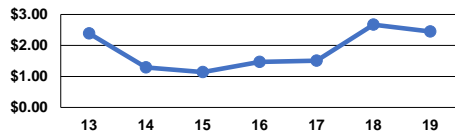
Service Efficiency

Mode	Operating Expenses per Vehicle Revenue Mile	Operating Expenses per Vehicle Revenue Hour
Bus	\$2.45	\$53.09
Total	\$2.45	\$53.09

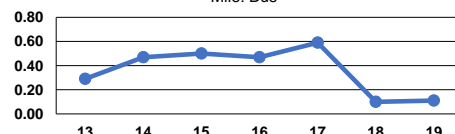
Service Effectiveness

Mode	Operating Expenses per Unlinked Passenger Trip	Unlinked Trips per Vehicle Revenue Mile	Unlinked Trips per Vehicle Revenue Hour
Bus	\$22.29	0.1	2.4
Total	\$22.29	0.1	2.4

Operating Expense per Vehicle Revenue Mile: Bus



Unlinked Passenger Trips per Vehicle Revenue Mile: Bus



Notes:

^aDemand Response - Taxi (DT) and non-dedicated fleets do not report fleet age data.