

Autauga County Commission dba Autauga County Rural Transportation

2019 Annual Agency Profile

Director of Autauga County Rural Transportation: Ms. Rose Thomas
334-358-6732

General Information

Urbanized Area (UZA) Statistics - 2010 Census

Montgomery, AL
154 **Square Miles**
263,907 **Population**
142 **Pop. Rank out of 498 UZAs**

Other UZAs Served

0 Alabama Non-UZA

Service Area Statistics

139 **Square Miles**
31,706 **Population**

Service Consumption

43,848 **Annual Unlinked Trips (UPT)**

Service Supplied

272,175 **Annual Vehicle Revenue Miles (VRM)**
22,478 **Annual Vehicle Revenue Hours (VRH)**

Database Information

NTDID: 40213

Reporter Type: Reduced Reporter

Financial Information

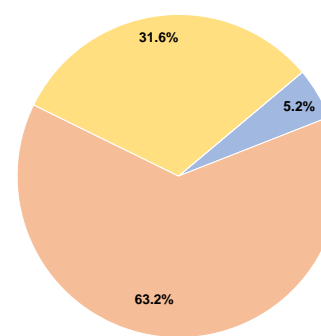
Sources of Operating Funds Expended

Fare Revenues	\$36,926	5.2%
Local Funds	\$452,214	63.2%
State Funds	\$0	0.0%
Federal Assistance	\$226,257	31.6%
Other Funds	\$0	0.0%
Total Operating Funds Expended	\$715,397	100.0%

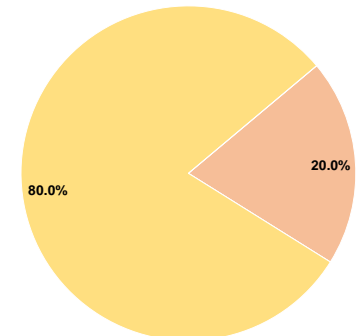
Sources of Capital Funds Expended

Fare Revenues	\$0	0.0%
Local Funds	\$32,618	20.0%
State Funds	\$0	0.0%
Federal Assistance	\$130,471	80.0%
Other Funds	\$0	0.0%
Total Capital Funds Expended	\$163,089	100.0%

Operating Funding Sources



Capital Funding Sources



Modal Characteristics

Operation Characteristics

Vehicles Operated at Maximum Service

Mode	Directly Operated	Purchased Transportation	Operating Expenses	Fare Revenues	Uses of Capital Funds	Annual Unlinked Trips	Annual Vehicle Revenue Miles	Annual Vehicle Revenue Hours	Average Fleet Age in Years ^a
Demand Response	10	-	\$715,397	\$36,926	\$163,089	43,848	272,175	22,478	7.5
Total	10	-	\$715,397	\$36,926	\$163,089	43,848	272,175	22,478	

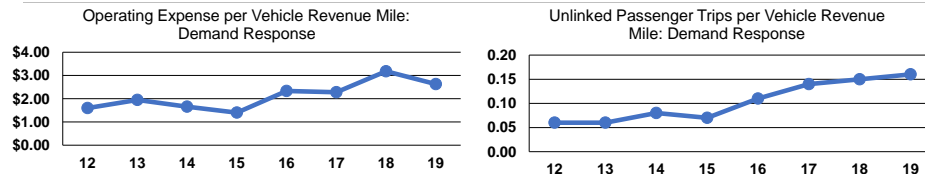
Performance Measures

Service Efficiency

Mode	Operating Expenses per Vehicle Revenue Mile	Operating Expenses per Vehicle Revenue Hour
Demand Response	\$2.63	\$31.83
Total	\$2.63	\$31.83

Service Effectiveness

Mode	Operating Expenses per Unlinked Passenger Trip	Unlinked Trips per Vehicle Revenue Mile	Unlinked Trips per Vehicle Revenue Hour
Demand Response	\$16.32	0.2	2.0
Total	\$16.32	0.2	2.0



Notes:

^aDemand Response - Taxi (DT) and non-dedicated fleets do not report fleet age data.