

## General Information

### Urbanized Area (UZA) Statistics - 2010 Census

Concord, NC  
180 **Square Miles**  
214,881 **Population**  
167 **Pop. Rank out of 498 UZAs**

### Service Area Statistics

23 **Square Miles**  
35,186 **Population**

### Service Consumption

141,514 **Annual Unlinked Trips (UPT)**

### Service Supplied

138,098 **Annual Vehicle Revenue Miles (VRM)**  
10,747 **Annual Vehicle Revenue Hours (VRH)**

### Database Information

NTDID: 40233  
Reporter Type: Reduced Reporter

## Financial Information

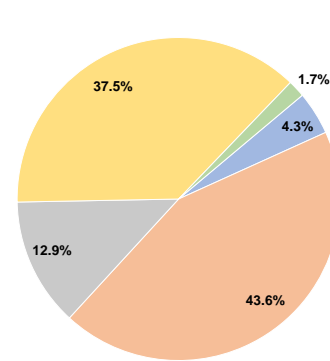
### Sources of Operating Funds Expended

|                                       |                    |               |
|---------------------------------------|--------------------|---------------|
| Fare Revenues                         | \$63,841           | 4.3%          |
| Local Funds                           | \$640,750          | 43.6%         |
| State Funds                           | \$189,253          | 12.9%         |
| Federal Assistance                    | \$550,745          | 37.5%         |
| Other Funds                           | \$25,240           | 1.7%          |
| <b>Total Operating Funds Expended</b> | <b>\$1,469,829</b> | <b>100.0%</b> |

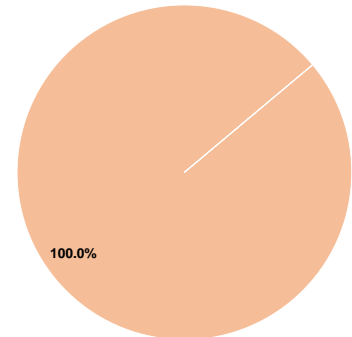
### Sources of Capital Funds Expended

|                                     |                 |               |
|-------------------------------------|-----------------|---------------|
| Fare Revenues                       | \$0             | 0.0%          |
| Local Funds                         | \$19,808        | 100.0%        |
| State Funds                         | \$0             | 0.0%          |
| Federal Assistance                  | \$0             | 0.0%          |
| Other Funds                         | \$0             | 0.0%          |
| <b>Total Capital Funds Expended</b> | <b>\$19,808</b> | <b>100.0%</b> |

### Operating Funding Sources



### Capital Funding Sources



## Modal Characteristics

### Operation Characteristics

#### Vehicles Operated at Maximum Service

| Mode         | Directly Operated | Purchased Transportation | Operating Expenses | Fare Revenues   | Uses of Capital Funds | Annual Unlinked Trips | Annual Vehicle Revenue Miles | Annual Vehicle Revenue Hours | Average Fleet Age in Years <sup>a</sup> |
|--------------|-------------------|--------------------------|--------------------|-----------------|-----------------------|-----------------------|------------------------------|------------------------------|---|
| Bus          | 3                 | -                        | \$1,469,829        | \$63,841        | \$19,808              | 141,514               | 138,098                      | 10,747                       | 13.7                                    |
| <b>Total</b> | <b>3</b>          | <b>-</b>                 | <b>\$1,469,829</b> | <b>\$63,841</b> | <b>\$19,808</b>       | <b>141,514</b>        | <b>138,098</b>               | <b>10,747</b>                |   |

### Performance Measures

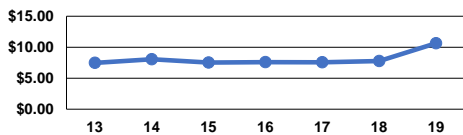
#### Service Efficiency

| Mode         | Operating Expenses per Vehicle Revenue Mile | Operating Expenses per Vehicle Revenue Hour |
|--------------|---|---|
| Bus          | \$10.64                                     | \$136.77                                    |
| <b>Total</b> | <b>\$10.64</b>                              | <b>\$136.77</b>                             |

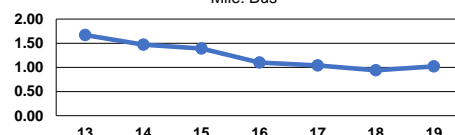
#### Service Effectiveness

| Mode         | Operating Expenses per Unlinked Passenger Trip | Unlinked Trips per Vehicle Revenue Mile | Unlinked Trips per Vehicle Revenue Hour |
|--------------|--|---|---|
| Bus          | \$10.39  | 1.0                                     | 13.2                                    |
| <b>Total</b> | <b>\$10.39</b>                                 | <b>1.0</b>                              | <b>13.2</b>                             |

Operating Expense per Vehicle Revenue Mile: Bus



Unlinked Passenger Trips per Vehicle Revenue Mile: Bus



**Notes:**

<sup>a</sup>Demand Response - Taxi (DT) and non-dedicated fleets do not report fleet age data.