

Lancaster County Council on Aging dba Lancaster Area Ride Service

2019 Annual Agency Profile

Executive Director: Ms. Sally Sherrin
803-285-6956

General Information

Urbanized Area (UZA) Statistics - 2010 Census

Charlotte, NC-SC
741 **Square Miles**
1,249,442 **Population**
38 **Pop. Rank out of 498 UZAs**

Other UZAs Served

0 South Carolina Non-UZA

Service Area Statistics

555 **Square Miles**
95,380 **Population**

Service Consumption

27,424 **Annual Unlinked Trips (UPT)**

Service Supplied

358,346 **Annual Vehicle Revenue Miles (VRM)**
27,857 **Annual Vehicle Revenue Hours (VRH)**

Database Information

NTDID: 40237

Reporter Type: Reduced Reporter

Financial Information

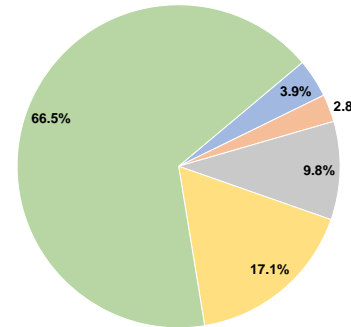
Sources of Operating Funds Expended

Fare Revenues	\$23,784	3.9%
Local Funds	\$16,991	2.8%
State Funds	\$60,591	9.8%
Federal Assistance	\$104,955	17.1%
Other Funds	\$408,984	66.5%
Total Operating Funds Expended	\$615,305	100.0%

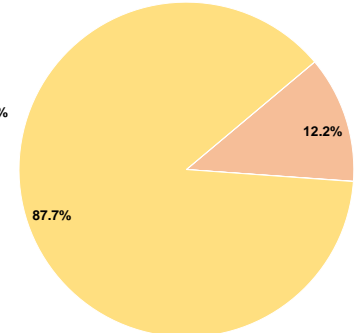
Sources of Capital Funds Expended

Fare Revenues	\$0	0.0%
Local Funds	\$23,580	12.2%
State Funds	\$58	0.0%
Federal Assistance	\$169,222	87.7%
Other Funds	\$0	0.0%
Total Capital Funds Expended	\$192,860	100.0%

Operating Funding Sources



Capital Funding Sources



Modal Characteristics

Operation Characteristics

Vehicles Operated at Maximum Service

Mode	Directly Operated	Purchased Transportation	Operating Expenses	Fare Revenues	Uses of Capital Funds	Annual Unlinked Trips	Annual Vehicle Revenue Miles	Annual Vehicle Revenue Hours	Average Fleet Age in Years ^a
Demand Response	20	-	\$615,305	\$23,784	\$192,860	27,424	358,346	27,857	4.2
Total	20	-	\$615,305	\$23,784	\$192,860	27,424	358,346	27,857	

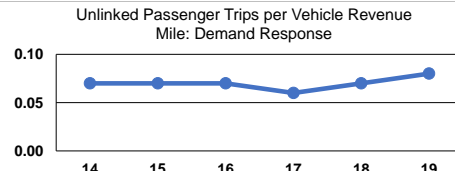
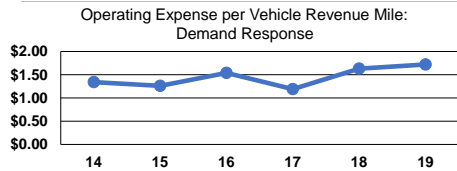
Performance Measures

Service Efficiency

Mode	Operating Expenses per Vehicle Revenue Mile	Operating Expenses per Vehicle Revenue Hour
Demand Response	\$1.72	\$22.09
Total	\$1.72	\$22.09

Service Effectiveness

Mode	Operating Expenses per Unlinked Passenger Trip	Unlinked Trips per Vehicle Revenue Mile	Unlinked Trips per Vehicle Revenue Hour
Demand Response	\$22.44	0.1	1.0
Total	\$22.44	0.1	1.0



Notes:

^aDemand Response - Taxi (DT) and non-dedicated fleets do not report fleet age data.