

**General Information**

**Financial Information**

**Urbanized Area (UZA) Statistics - 2010 Census**

Miami, FL  
1,239 **Square Miles**  
5,502,379 **Population**  
4 **Pop. Rank out of 498 UZAs**

**Service Area Statistics**

12 **Square Miles**  
61,361 **Population**

**Service Consumption**

81,856 **Annual Unlinked Trips (UPT)**

**Service Supplied**

175,085 **Annual Vehicle Revenue Miles (VRM)**  
13,289 **Annual Vehicle Revenue Hours (VRH)**

**Database Information**

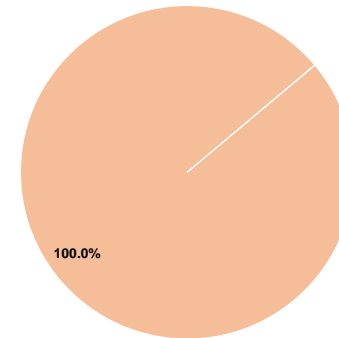
NTDID: 40238

Reporter Type: Reduced Reporter

**Sources of Operating Funds Expended**

Fare Revenues	\$0	0.0%
Local Funds	\$812,163	100.0%
State Funds	\$0	0.0%
Federal Assistance	\$0	0.0%
Other Funds	\$0	0.0%
<b>Total Operating Funds Expended</b>	<b>\$812,163</b>	<b>100.0%</b>

**Operating Funding Sources**



**Sources of Capital Funds Expended**

Fare Revenues	\$0
Local Funds	\$0
State Funds	\$0
Federal Assistance	\$0
Other Funds	\$0
<b>Total Capital Funds Expended</b>	<b>\$0</b>

**Modal Characteristics**

**Operation Characteristics**

**Vehicles Operated at Maximum Service**

Mode	Directly Operated	Purchased Transportation	Operating Expenses	Fare Revenues	Uses of Capital Funds	Annual Unlinked Trips	Annual Vehicle Revenue Miles	Annual Vehicle Revenue Hours	Average Fleet Age in Years <sup>a</sup>
Bus	4	-	\$812,163	\$0	\$0	81,856	175,085	13,289	5.8
<b>Total</b>	<b>4</b>	<b>-</b>	<b>\$812,163</b>	<b>\$0</b>	<b>\$0</b>	<b>81,856</b>	<b>175,085</b>	<b>13,289</b>	

**Performance Measures**

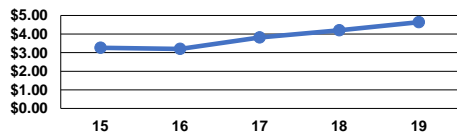
**Service Efficiency**

Mode	Operating Expenses per Vehicle Revenue Mile	Operating Expenses per Vehicle Revenue Hour
Bus	\$4.64	\$61.12
<b>Total</b>	<b>\$4.64</b>	<b>\$61.12</b>

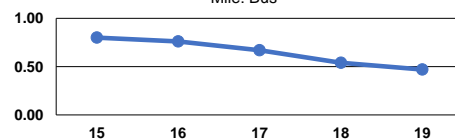
**Service Effectiveness**

Mode	Operating Expenses per Unlinked Passenger Trip	Unlinked Trips per Vehicle Revenue Mile	Unlinked Trips per Vehicle Revenue Hour
Bus	\$9.92	0.5	6.2
<b>Total</b>	<b>\$9.92</b>	<b>0.5</b>	<b>6.2</b>

Operating Expense per Vehicle Revenue Mile: Bus



Unlinked Passenger Trips per Vehicle Revenue Mile: Bus



**Notes:**

<sup>a</sup>Demand Response - Taxi (DT) and non-dedicated fleets do not report fleet age data.