

**General Information**

**Financial Information**

**Urbanized Area (UZA) Statistics - 2010 Census**

Miami, FL  
 1,239 **Square Miles**  
 5,502,379 **Population**  
 4 **Pop. Rank out of 498 UZAs**

**Service Area Statistics**

9 **Square Miles**  
 70,964 **Population**

**Service Consumption**

493,053 **Annual Unlinked Trips (UPT)**

**Service Supplied**

200,832 **Annual Vehicle Revenue Miles (VRM)**  
 19,161 **Annual Vehicle Revenue Hours (VRH)**

**Database Information**

NTDID: 40254  
 Reporter Type: Reduced Reporter

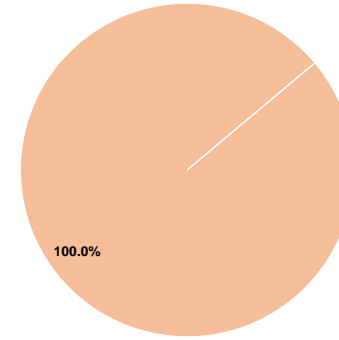
**Sources of Operating Funds Expended**

Fare Revenues	\$0	0.0%
Local Funds	\$802,021	100.0%
State Funds	\$0	0.0%
Federal Assistance	\$0	0.0%
Other Funds	\$0	0.0%
<b>Total Operating Funds Expended</b>	<b>\$802,021</b>	<b>100.0%</b>

**Sources of Capital Funds Expended**

Fare Revenues	\$0
Local Funds	\$0
State Funds	\$0
Federal Assistance	\$0
Other Funds	\$0
<b>Total Capital Funds Expended</b>	<b>\$0</b>

**Operating Funding Sources**



**Modal Characteristics**

**Operation Characteristics**

**Vehicles Operated at Maximum Service**

Mode	Directly Operated	Purchased Transportation	Operating Expenses	Fare Revenues	Uses of Capital Funds	Annual Unlinked Trips	Annual Vehicle Revenue Miles	Annual Vehicle Revenue Hours	Average Fleet Age in Years <sup>a</sup>
Bus	-	7	\$789,771	\$0	\$0	493,053	200,832	19,161	3.7
<b>Total</b>	-	<b>7</b>	<b>\$789,771</b>	<b>\$0</b>	<b>\$0</b>	<b>493,053</b>	<b>200,832</b>	<b>19,161</b>	

**Performance Measures**

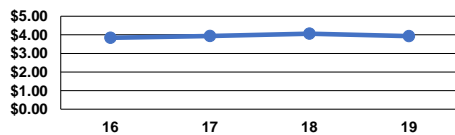
**Service Efficiency**

Mode	Operating Expenses per Vehicle Revenue Mile	Operating Expenses per Vehicle Revenue Hour
Bus	\$3.93	\$41.22
<b>Total</b>	<b>\$3.93</b>	<b>\$41.22</b>

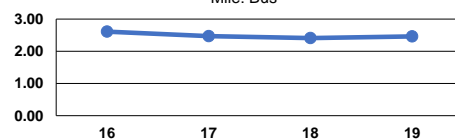
**Service Effectiveness**

Mode	Operating Expenses per Unlinked Passenger Trip	Unlinked Trips per Vehicle Revenue Mile	Unlinked Trips per Vehicle Revenue Hour
Bus	\$1.60	2.5	25.7
<b>Total</b>	<b>\$1.60</b>	<b>2.5</b>	<b>25.7</b>

Operating Expense per Vehicle Revenue Mile: Bus



Unlinked Passenger Trips per Vehicle Revenue Mile: Bus



**Notes:**

<sup>a</sup>Demand Response - Taxi (DT) and non-dedicated fleets do not report fleet age data.