

General Information

Urbanized Area Statistics - 2010 Census
 Daphne-Fairhope, AL
 55 Square Miles
 57,383 Population
 458 Pop. Rank out of 498 UZAs

Other UZAs Served
 0 Alabama Non-UZA

Service Consumption
 2,204,812 Annual Passenger Miles (PMT)
 133,765 Annual Unlinked Trips (UPT)
 429 Average Weekday Unlinked Trips
 798 Average Saturday Unlinked Trips
 198 Average Sunday Unlinked Trips

Database Information
 NTDID: 40928
 Reporter Type: Full Reporter

Service Area Statistics
 1,590 Square Miles
 218,022 Population

Service Supplied
 446,470 Annual Vehicle Revenue Miles (VRM)
 25,694 Annual Vehicle Revenue Hours (VRH)
 44 Vehicles Operated in Maximum Service (VOMS)
 52 Vehicles Available for Maximum Service (VAMS)

Modal Characteristics

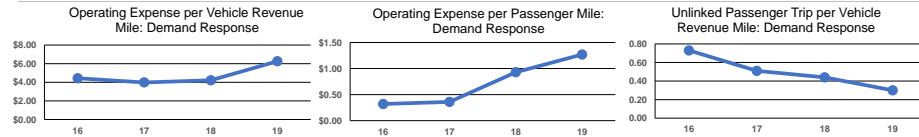
| Modal Overview | Vehicles Operated in Maximum Service | | Uses of Capital Funds | | | | Total |
|-----------------|--------------------------------------|--------------------------|-----------------------|-----------------------|-------------------------|-----------------|------------------|
| | Directly Operated | Purchased Transportation | Revenue Vehicles | Systems and Guideways | Facilities and Stations | Other | |
| Demand Response | 44 | - | \$113,918 | \$0 | \$0 | \$28,575 | \$142,493 |
| Total | 44 | - | \$113,918 | \$0 | \$0 | \$28,575 | \$142,493 |

Operation Characteristics

| Mode | Operating Expenses | Fare Revenues | Uses of Capital Funds | Annual Passenger Miles | Annual Unlinked Trips | Annual Vehicle Revenue Miles | Annual Vehicle Revenue Hours | Fixed Guideway Directional Route Miles | Vehicles Available for Maximum Service | Vehicles Operated in Maximum Service | Percent Spare Vehicles | Average Fleet Age in Years ^a |
|-----------------|--------------------|------------------|-----------------------|------------------------|-----------------------|------------------------------|------------------------------|--|--|--------------------------------------|------------------------|---|
| Demand Response | \$2,793,353 | \$530,100 | \$142,493 | 2,204,812 | 133,765 | 446,470 | 25,694 | 0.0 | 52 | 44 | 15.4% | 3.6 |
| Total | \$2,793,353 | \$530,100 | \$142,493 | 2,204,812 | 133,765 | 446,470 | 25,694 | 0.0 | 52 | 44 | 15.4% | 3.6 |

Performance Measures

| Mode | Service Efficiency | | Mode | Service Effectiveness | | | |
|-----------------|---|---|-----------------|---------------------------------------|--|---|---|
| | Operating Expenses per Vehicle Revenue Mile | Operating Expenses per Vehicle Revenue Hour | | Operating Expenses per Passenger Mile | Operating Expenses per Unlinked Passenger Trip | Unlinked Trips per Vehicle Revenue Mile | Unlinked Trips per Vehicle Revenue Hour |
| Demand Response | \$6.26 | \$108.72 | Demand Response | \$1.27 | \$20.88 | 0.3 | 5.2 |
| Total | \$6.26 | \$108.72 | Total | \$1.27 | \$20.88 | 0.3 | 5.2 |



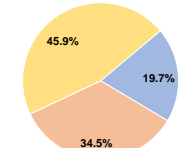
Notes:
^aDemand Response - Taxi (DT) and non-dedicated fleets do not report fleet age data.

Financial Information

Sources of Operating Funds Expended

| | | |
|---------------------------------------|--------------------|---------------|
| Fares and Directly Generated | \$549,413 | 19.7% |
| Local Funds | \$962,315 | 34.5% |
| State Funds | \$0 | 0.0% |
| Federal Assistance | \$1,281,625 | 45.9% |
| Total Operating Funds Expended | \$2,793,353 | 100.0% |

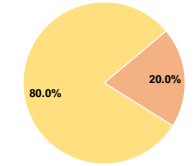
Operating Funding Sources



Sources of Capital Funds Expended

| | | |
|-------------------------------------|------------------|---------------|
| Fares and Directly Generated | \$0 | 0.0% |
| Local Funds | \$28,499 | 20.0% |
| State Funds | \$0 | 0.0% |
| Federal Assistance | \$113,994 | 80.0% |
| Total Capital Funds Expended | \$142,493 | 100.0% |

Capital Funding Sources



Summary of Operating Expenses (OE)

| | | |
|--|--------------------|---------------|
| Labor | \$2,181,653 | 78.1% |
| Materials and Supplies | \$290,741 | 10.4% |
| Purchased Transportation | \$0 | 0.0% |
| Other Operating Expenses | \$320,959 | 11.5% |
| Total Operating Expenses | \$2,793,353 | 100.0% |
| Reconciling OE Cash Expenditures | \$0 | |
| Purchased Transportation (Reported Separately) | \$0 | |