

**General Information**

**Financial Information**

**Urbanized Area (UZA) Statistics - 2010 Census**

Atlanta, GA  
 2,645 **Square Miles**  
 4,515,419 **Population**  
 9 **Pop. Rank out of 498 UZAs**

**Other UZAs Served**

0 Georgia Non-UZA

**Service Area Statistics**

450 **Square Miles**  
 100,000 **Population**

**Service Consumption**

45,766 **Annual Unlinked Trips (UPT)**

**Service Supplied**

323,993 **Annual Vehicle Revenue Miles (VRM)**  
 22,261 **Annual Vehicle Revenue Hours (VRH)**

**Database Information**

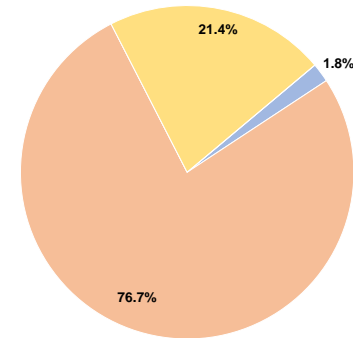
NTDID: 41027

Reporter Type: Reduced Reporter

**Sources of Operating Funds Expended**

Fare Revenues	\$27,721	1.8%
Local Funds	\$1,153,321	76.7%
State Funds	\$0	0.0%
Federal Assistance	\$322,168	21.4%
Other Funds	\$0	0.0%
<b>Total Operating Funds Expended</b>	<b>\$1,503,210</b>	<b>100.0%</b>

**Operating Funding Sources**



**Sources of Capital Funds Expended**

Fare Revenues	\$0
Local Funds	\$0
State Funds	\$0
Federal Assistance	\$0
Other Funds	\$0
<b>Total Capital Funds Expended</b>	<b>\$0</b>

**Modal Characteristics**

**Operation Characteristics**

**Vehicles Operated at Maximum Service**

Mode	Directly Operated	Purchased Transportation	Operating Expenses	Fare Revenues	Uses of Capital Funds	Annual Unlinked Trips	Annual Vehicle Revenue Miles	Annual Vehicle Revenue Hours	Average Fleet Age in Years <sup>a</sup>
Demand Response	12	-	\$1,503,210	\$27,721	\$0	45,766	323,993	22,261	2.5
<b>Total</b>	<b>12</b>	<b>-</b>	<b>\$1,503,210</b>	<b>\$27,721</b>	<b>\$0</b>	<b>45,766</b>	<b>323,993</b>	<b>22,261</b>	

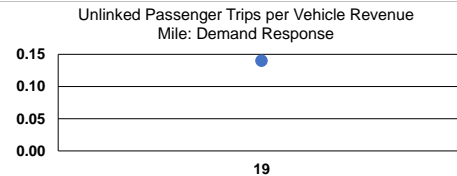
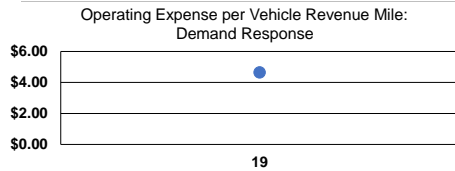
**Performance Measures**

**Service Efficiency**

Mode	Operating Expenses per Vehicle Revenue Mile	Operating Expenses per Vehicle Revenue Hour
Demand Response	\$4.64	\$67.53
<b>Total</b>	<b>\$4.64</b>	<b>\$67.53</b>

**Service Effectiveness**

Mode	Operating Expenses per Unlinked Passenger Trip	Unlinked Trips per Vehicle Revenue Mile	Unlinked Trips per Vehicle Revenue Hour
Demand Response	\$32.85	0.1	2.1
<b>Total</b>	<b>\$32.85</b>	<b>0.1</b>	<b>2.1</b>



**Notes:**

<sup>a</sup>Demand Response - Taxi (DT) and non-dedicated fleets do not report fleet age data.