

**General Information**

**Federally Recognized Tribal Statistical Areas**  
Eastern Cherokee Reservation, NC

**Service Consumption**

97,137 Annual Unlinked Trips (UPT)

**Service Supplied**

567,728 Annual Vehicle Revenue Miles (VRM)  
40,582 Annual Vehicle Revenue Hours (VRH)

**Database Information**

NTDID: 44913  
Reporter Type: Tribal Reporter

**Financial Information**

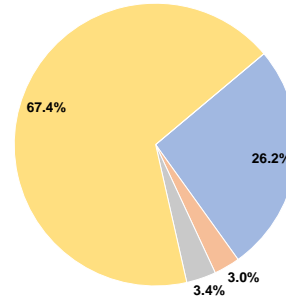
**Sources of Operating Funds Expended**

Fare Revenues	\$329,135	26.2%
Local Funds	\$37,455	3.0%
State Funds	\$42,532	3.4%
Federal Assistance	\$846,941	67.4%
Other Funds	\$0	0.0%
<b>Total Operating Funds Expended</b>	<b>\$1,256,063</b>	<b>100.0%</b>

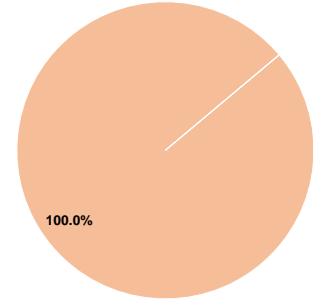
**Sources of Capital Funds Expended**

Fare Revenues	\$0	0.0%
Local Funds	\$40,794	100.0%
State Funds	\$0	0.0%
Federal Assistance	\$0	0.0%
Other Funds	\$0	0.0%
<b>Total Capital Funds Expended</b>	<b>\$40,794</b>	<b>100.0%</b>

**Operating Funding Sources**



**Capital Funding Sources**



**Modal Characteristics**

**Operation Characteristics**

**Vehicles Operated at Maximum Service**

Mode	Directly Operated	Purchased Transportation	Operating Expenses	Fare Revenues	Uses of Capital Funds	Annual Unlinked Trips	Annual Vehicle Revenue Miles	Annual Vehicle Revenue Hours	Average Fleet Age in Years <sup>a</sup>
Demand Response	10	-	\$517,806	\$223,120	\$40,794	11,304	154,473	14,441	0.0
Bus	9	-	\$738,257	\$106,015	\$0	85,833	413,255	26,141	5.1
<b>Total</b>	<b>19</b>	<b>-</b>	<b>\$1,256,063</b>	<b>\$329,135</b>	<b>\$40,794</b>	<b>97,137</b>	<b>567,728</b>	<b>40,582</b>	

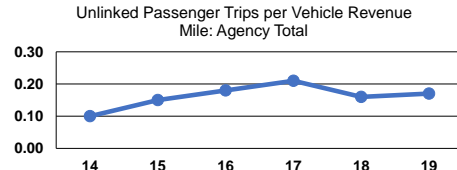
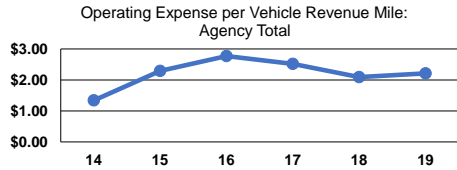
**Performance Measures**

**Service Efficiency**

Mode	Operating Expenses per Vehicle Revenue Mile	Operating Expenses per Vehicle Revenue Hour
Demand Response	\$3.35	\$35.86
Bus	\$1.79	\$28.24
<b>Total</b>	<b>\$2.21</b>	<b>\$30.95</b>

**Service Effectiveness**

Mode	Operating Expenses per Unlinked Passenger Trip	Unlinked Trips per Vehicle Revenue Mile	Unlinked Trips per Vehicle Revenue Hour
Demand Response	\$45.81	0.1	0.8
Bus	\$8.60	0.2	3.3
<b>Total</b>	<b>\$12.93</b>	<b>0.2</b>	<b>2.4</b>



**Notes:**

<sup>a</sup>Demand Response - Taxi (DT) and non-dedicated fleets do not report fleet age data.