

# DeKalb County Commission

2019 Annual Agency Profile

<http://www.dekalbcountyga.us>

Council on Aging  
600 Tyler Avenue, S. E.  
Fort Payne, AL 35967

## General Information

### Service Consumption

21,358 Annual Unlinked Trips (UPT)

### Service Supplied

148,279 Annual Vehicle Revenue Miles (VRM)  
7,872 Annual Vehicle Revenue Hours (VRH)

### Summary of Operating Expenses (OE)

\$297,940 Total Operating Expenses

### Database Information

NTDID: 4R01-40986

Reporter Type: Rural General Public Transit

## Financial Information

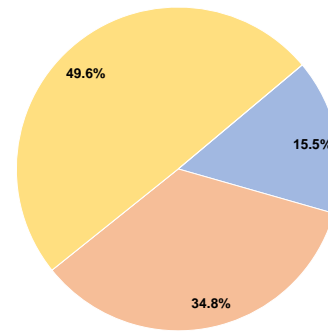
### Sources of Operating Funds Expended

Fare Revenues	\$46,294	15.5%
Local Funds	\$103,740	34.8%
State Funds	\$0	0.0%
Federal Assistance	\$147,906	49.6%
Other Funds	\$0	0.0%
<b>Total Operating Funds Expended</b>	<b>\$297,940</b>	<b>100.0%</b>

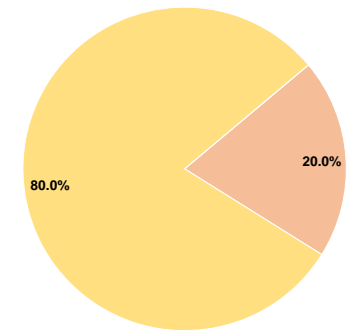
### Sources of Capital Funds Expended

Fare Revenues	\$0	0.0%
Local Funds	\$23,993	20.0%
State Funds	\$0	0.0%
Federal Assistance	\$95,971	80.0%
Other Funds	\$0	0.0%
<b>Total Capital Funds Expended</b>	<b>\$119,964</b>	<b>100.0%</b>

### Operating Funding Sources



### Capital Funding Sources



## Modal Characteristics

### Operation Characteristics

#### Vehicles Operated at Maximum Service

Mode	Directly Operated	Purchased Transportation	Operating Expenses	Fare Revenues	Uses of Capital Funds	Annual Unlinked Trips	Annual Vehicle Revenue Miles	Annual Vehicle Revenue Hours
Demand Response	7	-	\$297,940	\$46,294	\$119,964	21,358	148,279	7,872
<b>Total</b>	<b>7</b>	<b>-</b>	<b>\$297,940</b>	<b>\$46,294</b>	<b>\$119,964</b>	<b>21,358</b>	<b>148,279</b>	<b>7,872</b>

### Performance Measures

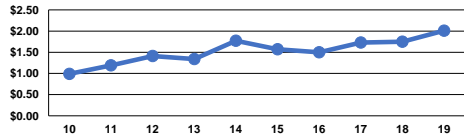
#### Service Efficiency

Mode	Operating Expenses per Vehicle Revenue Mile	Operating Expenses per Vehicle Revenue Hour
Demand Response	\$2.01	\$37.85
<b>Total</b>	<b>\$2.01</b>	<b>\$37.85</b>

#### Service Effectiveness

Mode	Operating Expenses per Unlinked Passenger Trip	Unlinked Trips per Vehicle Revenue Mile	Unlinked Trips per Vehicle Revenue Hour
Demand Response	\$13.95	0.1	2.7
<b>Total</b>	<b>\$13.95</b>	<b>0.1</b>	<b>2.7</b>

Operating Expense per Vehicle Revenue Mile: Agency Total



Unlinked Passenger Trips per Vehicle Revenue Mile: Agency Total

