

# City of Guntersville

## 2019 Annual Agency Profile

341 Gunter Avenue  
Guntersville, AL 35976

### General Information

#### Service Consumption

16,757 Annual Unlinked Trips (UPT)

#### Service Supplied

89,773 Annual Vehicle Revenue Miles (VRM)  
4,637 Annual Vehicle Revenue Hours (VRH)

#### Summary of Operating Expenses (OE)

\$234,298 Total Operating Expenses

#### Database Information

NTDID: 4R01-41009

Reporter Type: Rural General Public Transit

### Financial Information

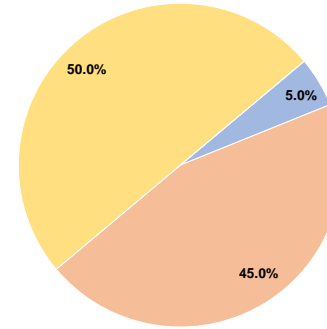
#### Sources of Operating Funds Expended

Fare Revenues	\$11,715	5.0%
Local Funds	\$105,434	45.0%
State Funds	\$0	0.0%
Federal Assistance	\$117,149	50.0%
Other Funds	\$0	0.0%
<b>Total Operating Funds Expended</b>	<b>\$234,298</b>	<b>100.0%</b>

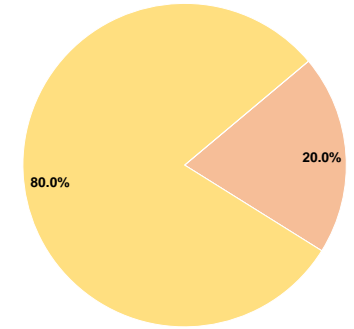
#### Sources of Capital Funds Expended

Fare Revenues	\$0	0.0%
Local Funds	\$11,388	20.0%
State Funds	\$0	0.0%
Federal Assistance	\$45,554	80.0%
Other Funds	\$0	0.0%
<b>Total Capital Funds Expended</b>	<b>\$56,942</b>	<b>100.0%</b>

#### Operating Funding Sources



#### Capital Funding Sources



### Modal Characteristics

#### Operation Characteristics

#### Vehicles Operated at Maximum Service

Mode	Directly Operated	Purchased Transportation	Operating Expenses	Fare Revenues	Uses of Capital Funds	Annual Unlinked Trips	Annual Vehicle Revenue Miles	Annual Vehicle Revenue Hours
Demand Response	6	-	\$234,298	\$11,715	\$56,942	16,757	89,773	4,637
<b>Total</b>	<b>6</b>	<b>-</b>	<b>\$234,298</b>	<b>\$11,715</b>	<b>\$56,942</b>	<b>16,757</b>	<b>89,773</b>	<b>4,637</b>

#### Performance Measures

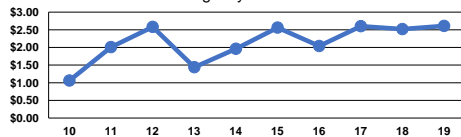
#### Service Efficiency

Mode	Operating Expenses per Vehicle Revenue Mile	Operating Expenses per Vehicle Revenue Hour
Demand Response	\$2.61	\$50.53
<b>Total</b>	<b>\$2.61</b>	<b>\$50.53</b>

#### Service Effectiveness

Mode	Operating Expenses per Unlinked Passenger Trip	Unlinked Trips per Vehicle Revenue Mile	Unlinked Trips per Vehicle Revenue Hour
Demand Response	\$13.98	0.2	3.6
<b>Total</b>	<b>\$13.98</b>	<b>0.2</b>	<b>3.6</b>

Operating Expense per Vehicle Revenue Mile: Agency Total



Unlinked Passenger Trips per Vehicle Revenue Mile: Agency Total

