

Pike Area Transit System

2019 Annual Agency Profile

<http://www.troyal.gov>
 City of Troy
 P.O. Box 549
 Troy, AL 36081-5049

General Information

Service Consumption

26,873 Annual Unlinked Trips (UPT)

Service Supplied

249,856 Annual Vehicle Revenue Miles (VRM)
 11,304 Annual Vehicle Revenue Hours (VRH)

Summary of Operating Expenses (OE)

\$490,132 Total Operating Expenses

Database Information

NTDID: 4R01-41129
 Reporter Type: Rural General Public Transit

Financial Information

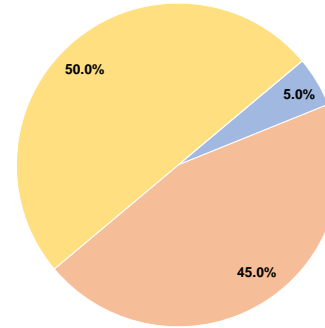
Sources of Operating Funds Expended

Fare Revenues	\$24,507	5.0%
Local Funds	\$220,559	45.0%
State Funds	\$0	0.0%
Federal Assistance	\$245,066	50.0%
Other Funds	\$0	0.0%
Total Operating Funds Expended	\$490,132	100.0%

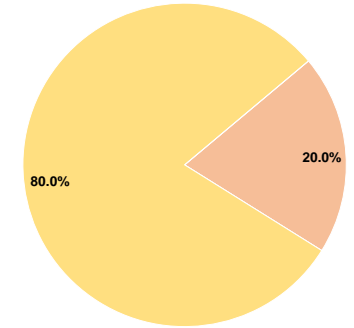
Sources of Capital Funds Expended

Fare Revenues	\$0	0.0%
Local Funds	\$7,682	20.0%
State Funds	\$0	0.0%
Federal Assistance	\$30,730	80.0%
Other Funds	\$0	0.0%
Total Capital Funds Expended	\$38,412	100.0%

Operating Funding Sources



Capital Funding Sources



Modal Characteristics

Operation Characteristics

Vehicles Operated at Maximum Service

Mode	Directly Operated	Purchased Transportation	Operating Expenses	Fare Revenues	Uses of Capital Funds	Annual Unlinked Trips	Annual Vehicle Revenue Miles	Annual Vehicle Revenue Hours
Demand Response	6	-	\$490,132	\$24,507	\$38,412	26,873	249,856	11,304
Total	6	-	\$490,132	\$24,507	\$38,412	26,873	249,856	11,304

Performance Measures

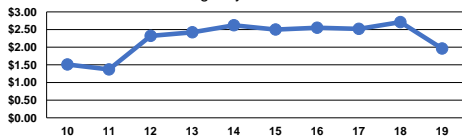
Service Efficiency

Mode	Operating Expenses per Vehicle Revenue Mile	Operating Expenses per Vehicle Revenue Hour
Demand Response	\$1.96	\$43.36
Total	\$1.96	\$43.36

Service Effectiveness

Mode	Operating Expenses per Unlinked Passenger Trip	Unlinked Trips per Vehicle Revenue Mile	Unlinked Trips per Vehicle Revenue Hour
Demand Response	\$18.24	0.1	2.4
Total	\$18.24	0.1	2.4

Operating Expense per Vehicle Revenue Mile: Agency Total



Unlinked Passenger Trips per Vehicle Revenue Mile: Agency Total

