

Jackson County Council on Aging

2019 Annual Agency Profile

General Information

Service Consumption

29,346 Annual Unlinked Trips (UPT)

Service Supplied

129,642 Annual Vehicle Revenue Miles (VRM)
 10,288 Annual Vehicle Revenue Hours (VRH)

Summary of Operating Expenses (OE)

\$418,250 Total Operating Expenses

Database Information

NTDID: 4R01-41180

Reporter Type: Rural General Public Transit

Financial Information

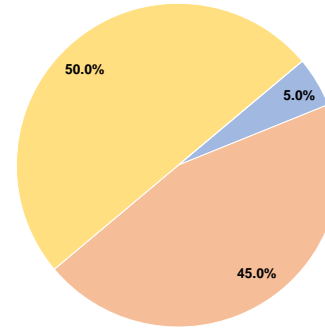
Sources of Operating Funds Expended

Fare Revenues	\$20,913	5.0%
Local Funds	\$188,212	45.0%
State Funds	\$0	0.0%
Federal Assistance	\$209,125	50.0%
Other Funds	\$0	0.0%
Total Operating Funds Expended	\$418,250	100.0%

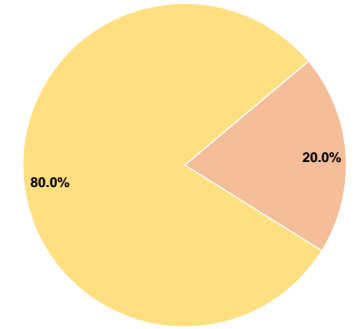
Sources of Capital Funds Expended

Fare Revenues	\$0	0.0%
Local Funds	\$11,360	20.0%
State Funds	\$0	0.0%
Federal Assistance	\$45,438	80.0%
Other Funds	\$0	0.0%
Total Capital Funds Expended	\$56,798	100.0%

Operating Funding Sources



Capital Funding Sources



Modal Characteristics

Operation Characteristics

Vehicles Operated at Maximum Service

Mode	Directly Operated	Purchased Transportation	Operating Expenses	Fare Revenues	Uses of Capital Funds	Annual Unlinked Trips	Annual Vehicle Revenue Miles	Annual Vehicle Revenue Hours
Demand Response	6	-	\$418,250	\$20,913	\$56,798	29,346	129,642	10,288
Total	6	-	\$418,250	\$20,913	\$56,798	29,346	129,642	10,288

Performance Measures

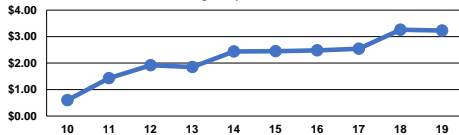
Service Efficiency

Mode	Operating Expenses per Vehicle Revenue Mile	Operating Expenses per Vehicle Revenue Hour
Demand Response	\$3.23	\$40.65
Total	\$3.23	\$40.65

Service Effectiveness

Mode	Operating Expenses per Unlinked Passenger Trip	Unlinked Trips per Vehicle Revenue Mile	Unlinked Trips per Vehicle Revenue Hour
Demand Response	\$14.25	0.2	2.9
Total	\$14.25	0.2	2.9

Operating Expense per Vehicle Revenue Mile: Agency Total



Unlinked Passenger Trips per Vehicle Revenue Mile: Agency Total

