

# West Alabama Rural Public Transportation

2019 Annual Agency Profile

WAPT  
500 East Washington St.  
Demopolis, AL 36732

## General Information

### Service Consumption

510,522 Annual Unlinked Trips (UPT)

### Service Supplied

949,122 Annual Vehicle Revenue Miles (VRM)

50,075 Annual Vehicle Revenue Hours (VRH)

### Summary of Operating Expenses (OE)

\$2,050,619 Total Operating Expenses

### Database Information

NTDID: 4R01-44926

Reporter Type: Rural General Public Transit

## Financial Information

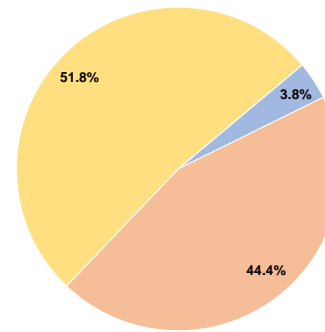
### Sources of Operating Funds Expended

Fare Revenues	\$78,202	3.8%
Local Funds	\$911,074	44.4%
State Funds	\$0	0.0%
Federal Assistance	\$1,061,343	51.8%
Other Funds	\$0	0.0%
<b>Total Operating Funds Expended</b>	<b>\$2,050,619</b>	<b>100.0%</b>

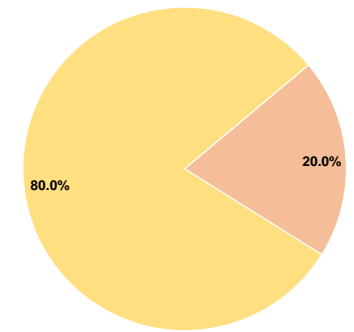
### Sources of Capital Funds Expended

Fare Revenues	\$0	0.0%
Local Funds	\$1,949	20.0%
State Funds	\$0	0.0%
Federal Assistance	\$7,795	80.0%
Other Funds	\$0	0.0%
<b>Total Capital Funds Expended</b>	<b>\$9,744</b>	<b>100.0%</b>

### Operating Funding Sources



### Capital Funding Sources



## Modal Characteristics

### Operation Characteristics

#### Vehicles Operated at Maximum Service

Mode	Directly Operated	Purchased Transportation	Operating Expenses	Fare Revenues	Uses of Capital Funds	Annual Unlinked Trips	Annual Vehicle Revenue Miles	Annual Vehicle Revenue Hours
Demand Response	40	-	\$2,050,619	\$78,202	\$9,744	510,522	949,122	50,075
<b>Total</b>	<b>40</b>	<b>-</b>	<b>\$2,050,619</b>	<b>\$78,202</b>	<b>\$9,744</b>	<b>510,522</b>	<b>949,122</b>	<b>50,075</b>

### Performance Measures

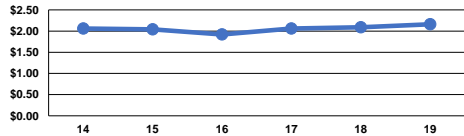
#### Service Efficiency

Mode	Operating Expenses per Vehicle Revenue Mile	Operating Expenses per Vehicle Revenue Hour
Demand Response	\$2.16	\$40.95
<b>Total</b>	<b>\$2.16</b>	<b>\$40.95</b>

#### Service Effectiveness

Mode	Operating Expenses per Unlinked Passenger Trip	Unlinked Trips per Vehicle Revenue Mile	Unlinked Trips per Vehicle Revenue Hour
Demand Response	\$4.02	0.5	10.2
<b>Total</b>	<b>\$4.02</b>	<b>0.5</b>	<b>10.2</b>

Operating Expense per Vehicle Revenue Mile: Agency Total



Unlinked Passenger Trips per Vehicle Revenue Mile: Agency Total

