

# Sumter County Board of County Commissioners

## 2019 Annual Agency Profile

### General Information

#### Service Consumption

54,489 Annual Unlinked Trips (UPT)

#### Service Supplied

339,075 Annual Vehicle Revenue Miles (VRM)  
 20,283 Annual Vehicle Revenue Hours (VRH)

#### Summary of Operating Expenses (OE)

\$1,088,324 Total Operating Expenses

#### Database Information

NTDID: 4R02-40999  
 Reporter Type: Rural General Public Transit

### Financial Information

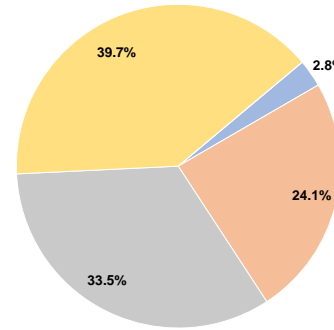
#### Sources of Operating Funds Expended

Fare Revenues	\$29,956	2.8%
Local Funds	\$262,790	24.1%
State Funds	\$364,055	33.5%
Federal Assistance	\$431,523	39.7%
Other Funds	\$0	0.0%
<b>Total Operating Funds Expended</b>	<b>\$1,088,324</b>	<b>100.0%</b>

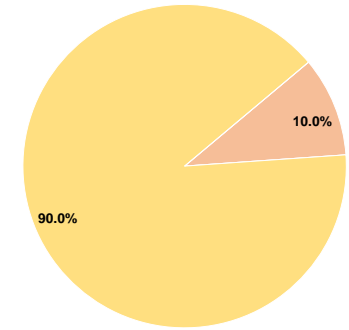
#### Sources of Capital Funds Expended

Fare Revenues	\$0	0.0%
Local Funds	\$21,325	10.0%
State Funds	\$0	0.0%
Federal Assistance	\$191,927	90.0%
Other Funds	\$0	0.0%
<b>Total Capital Funds Expended</b>	<b>\$213,252</b>	<b>100.0%</b>

#### Operating Funding Sources



#### Capital Funding Sources



### Modal Characteristics

#### Operation Characteristics

#### Vehicles Operated at Maximum Service

Mode	Directly Operated	Purchased Transportation	Operating Expenses	Fare Revenues	Uses of Capital Funds	Annual Unlinked Trips	Annual Vehicle Revenue Miles	Annual Vehicle Revenue Hours
Demand Response	-	18	\$947,941	\$28,545	\$213,252	53,328	318,833	17,405
Bus	-	2	\$140,383	\$1,411	\$0	1,161	20,242	2,878
<b>Total</b>	<b>-</b>	<b>20</b>	<b>\$1,088,324</b>	<b>\$29,956</b>	<b>\$213,252</b>	<b>54,489</b>	<b>339,075</b>	<b>20,283</b>

#### Performance Measures

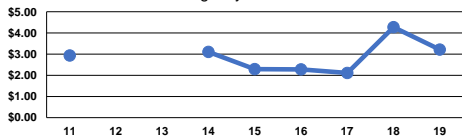
#### Service Efficiency

Mode	Operating Expenses per Vehicle Revenue Mile	Operating Expenses per Vehicle Revenue Hour
Demand Response	\$2.97	\$54.46
Bus	\$6.94	\$48.78
<b>Total</b>	<b>\$3.21</b>	<b>\$53.66</b>

#### Service Effectiveness

Mode	Operating Expenses per Unlinked Passenger Trip	Unlinked Trips per Vehicle Revenue Mile	Unlinked Trips per Vehicle Revenue Hour
Demand Response	\$17.78	0.2	3.1
Bus	\$120.92	0.1	0.4
<b>Total</b>	<b>\$19.97</b>	<b>0.2</b>	<b>2.7</b>

Operating Expense per Vehicle Revenue Mile: Agency Total



Unlinked Passenger Trips per Vehicle Revenue Mile: Agency Total

