

Suwannee River Economic Council, Inc.

2019 Annual Agency Profile

General Information

Service Consumption

38,200 Annual Unlinked Trips (UPT)

Service Supplied

533,368 Annual Vehicle Revenue Miles (VRM)
27,997 Annual Vehicle Revenue Hours (VRH)

Summary of Operating Expenses (OE)

\$1,606,827 Total Operating Expenses

Database Information

NTDID: 4R02-41037

Reporter Type: Rural General Public Transit

Financial Information

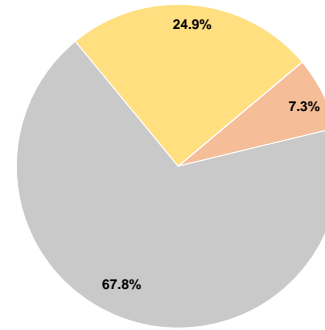
Sources of Operating Funds Expended

Fare Revenues	\$0	0.0%
Local Funds	\$117,738	7.3%
State Funds	\$1,089,686	67.8%
Federal Assistance	\$399,403	24.9%
Other Funds	\$0	0.0%
Total Operating Funds Expended	\$1,606,827	100.0%

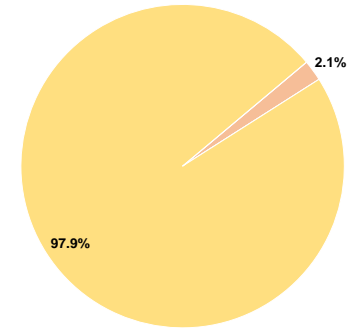
Sources of Capital Funds Expended

Fare Revenues	\$0	0.0%
Local Funds	\$4,467	2.1%
State Funds	\$0	0.0%
Federal Assistance	\$208,931	97.9%
Other Funds	\$0	0.0%
Total Capital Funds Expended	\$213,398	100.0%

Operating Funding Sources



Capital Funding Sources



Modal Characteristics

Operation Characteristics

Vehicles Operated at Maximum Service

Mode	Directly Operated	Purchased Transportation	Operating Expenses	Fare Revenues	Uses of Capital Funds	Annual Unlinked Trips	Annual Vehicle Revenue Miles	Annual Vehicle Revenue Hours
Demand Response	26	-	\$1,606,827	\$0	\$213,398	38,200	533,368	27,997
Total	26	-	\$1,606,827	\$0	\$213,398	38,200	533,368	27,997

Performance Measures

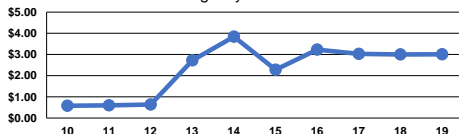
Service Efficiency

Mode	Operating Expenses per Vehicle Revenue Mile	Operating Expenses per Vehicle Revenue Hour
Demand Response	\$3.01	\$57.39
Total	\$3.01	\$57.39

Service Effectiveness

Mode	Operating Expenses per Unlinked Passenger Trip	Unlinked Trips per Vehicle Revenue Mile	Unlinked Trips per Vehicle Revenue Hour
Demand Response	\$42.06	0.1	1.4
Total	\$42.06	0.1	1.4

Operating Expense per Vehicle Revenue Mile: Agency Total



Unlinked Passenger Trips per Vehicle Revenue Mile: Agency Total

