

# City of Key West Department of Transportation

2019 Annual Agency Profile

## General Information

### Service Consumption

761,655 Annual Unlinked Trips (UPT)

### Service Supplied

689,883 Annual Vehicle Revenue Miles (VRM)  
51,596 Annual Vehicle Revenue Hours (VRH)

### Summary of Operating Expenses (OE)

\$3,952,407 Total Operating Expenses

### Database Information

NTDID: 4R02-41060

Reporter Type: Rural General Public Transit

## Financial Information

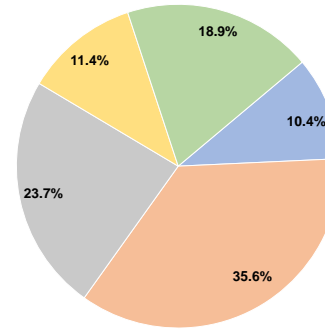
### Sources of Operating Funds Expended

Fare Revenues	\$409,964	10.4%
Local Funds	\$1,407,425	35.6%
State Funds	\$935,491	23.7%
Federal Assistance	\$450,651	11.4%
Other Funds	\$748,876	18.9%
<b>Total Operating Funds Expended</b>	<b>\$3,952,407</b>	<b>100.0%</b>

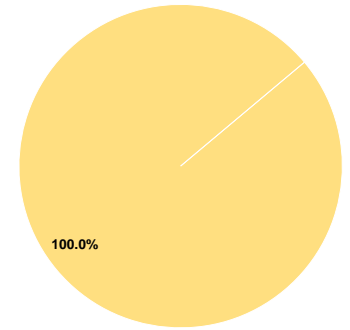
### Sources of Capital Funds Expended

Fare Revenues	\$0	0.0%
Local Funds	\$0	0.0%
State Funds	\$0	0.0%
Federal Assistance	\$338,806	100.0%
Other Funds	\$0	0.0%
<b>Total Capital Funds Expended</b>	<b>\$338,806</b>	<b>100.0%</b>

### Operating Funding Sources



### Capital Funding Sources



## Modal Characteristics

### Operation Characteristics

#### Vehicles Operated at Maximum Service

Mode	Directly Operated	Purchased Transportation	Operating Expenses	Fare Revenues	Uses of Capital Funds	Annual Unlinked Trips	Annual Vehicle Revenue Miles	Annual Vehicle Revenue Hours
Bus	10	-	\$3,952,407	\$409,964	\$338,806	761,655	689,883	51,596
<b>Total</b>	<b>10</b>	<b>-</b>	<b>\$3,952,407</b>	<b>\$409,964</b>	<b>\$338,806</b>	<b>761,655</b>	<b>689,883</b>	<b>51,596</b>

### Performance Measures

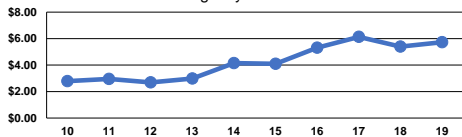
#### Service Efficiency

Mode	Operating Expenses per Vehicle Revenue Mile	Operating Expenses per Vehicle Revenue Hour
Bus	\$5.73	\$76.60
<b>Total</b>	<b>\$5.73</b>	<b>\$76.60</b>

#### Service Effectiveness

Mode	Operating Expenses per Unlinked Passenger Trip	Unlinked Trips per Vehicle Revenue Mile	Unlinked Trips per Vehicle Revenue Hour
Bus	\$5.19	1.1	14.8
<b>Total</b>	<b>\$5.19</b>	<b>1.1</b>	<b>14.8</b>

Operating Expense per Vehicle Revenue Mile: Agency Total



Unlinked Passenger Trips per Vehicle Revenue Mile: Agency Total

