

Calhoun County Senior Citizens Association, Inc.

2019 Annual Agency Profile

General Information

Service Consumption

10,845 Annual Unlinked Trips (UPT)

Service Supplied

176,589 Annual Vehicle Revenue Miles (VRM)
10,097 Annual Vehicle Revenue Hours (VRH)

Summary of Operating Expenses (OE)

\$495,901 Total Operating Expenses

Database Information

NTDID: 4R02-41091

Reporter Type: Rural General Public Transit

Financial Information

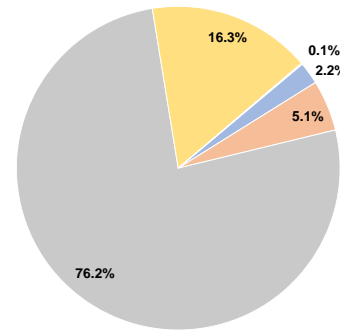
Sources of Operating Funds Expended

Fare Revenues	\$11,067	2.2%
Local Funds	\$25,221	5.1%
State Funds	\$378,042	76.2%
Federal Assistance	\$81,014	16.3%
Other Funds	\$557	0.1%
Total Operating Funds Expended	\$495,901	100.0%

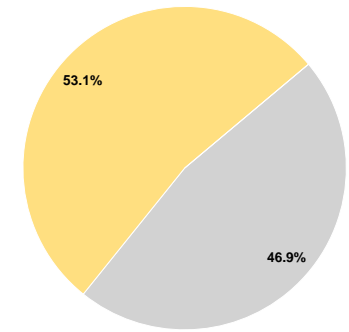
Sources of Capital Funds Expended

Fare Revenues	\$0	0.0%
Local Funds	\$0	0.0%
State Funds	\$61,037	46.9%
Federal Assistance	\$69,131	53.1%
Other Funds	\$0	0.0%
Total Capital Funds Expended	\$130,168	100.0%

Operating Funding Sources



Capital Funding Sources



Modal Characteristics

Operation Characteristics

Vehicles Operated at Maximum Service

Mode	Directly Operated	Purchased Transportation	Operating Expenses	Fare Revenues	Uses of Capital Funds	Annual Unlinked Trips	Annual Vehicle Revenue Miles	Annual Vehicle Revenue Hours
Demand Response	15	-	\$495,901	\$11,067	\$130,168	10,845	176,589	10,097
Total	15	-	\$495,901	\$11,067	\$130,168	10,845	176,589	10,097

Performance Measures


Service Efficiency

Mode	Operating Expenses per Vehicle Revenue Mile	Operating Expenses per Vehicle Revenue Hour
Demand Response	\$2.81	\$49.11
Total	\$2.81	\$49.11

Service Effectiveness

Mode	Operating Expenses per Unlinked Passenger Trip	Unlinked Trips per Vehicle Revenue Mile	Unlinked Trips per Vehicle Revenue Hour
Demand Response	\$45.73	0.1	1.1
Total	\$45.73	0.1	1.1

Operating Expense per Vehicle Revenue Mile: Agency Total



Unlinked Passenger Trips per Vehicle Revenue Mile: Agency Total

