

Wakulla County Transportation

2019 Annual Agency Profile

General Information

Service Consumption

13,492 Annual Unlinked Trips (UPT)

Service Supplied

186,101 Annual Vehicle Revenue Miles (VRM)
8,002 Annual Vehicle Revenue Hours (VRH)

Summary of Operating Expenses (OE)

\$521,871 Total Operating Expenses

Database Information

NTDID: 4R02-41148

Reporter Type: Rural General Public Transit

Financial Information

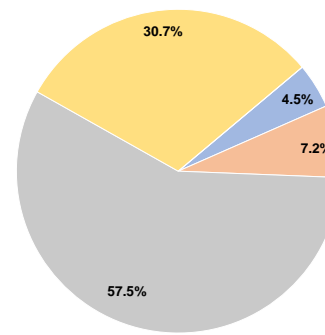
Sources of Operating Funds Expended

Fare Revenues	\$23,545	4.5%
Local Funds	\$37,717	7.2%
State Funds	\$300,225	57.5%
Federal Assistance	\$160,384	30.7%
Other Funds	\$0	0.0%
Total Operating Funds Expended	\$521,871	100.0%

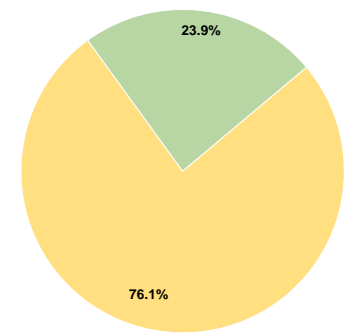
Sources of Capital Funds Expended

Fare Revenues	\$0	0.0%
Local Funds	\$0	0.0%
State Funds	\$0	0.0%
Federal Assistance	\$71,769	76.1%
Other Funds	\$22,500	23.9%
Total Capital Funds Expended	\$94,269	100.0%

Operating Funding Sources



Capital Funding Sources



Modal Characteristics

Operation Characteristics

Vehicles Operated at Maximum Service

Mode	Directly Operated	Purchased Transportation	Operating Expenses	Fare Revenues	Uses of Capital Funds	Annual Unlinked Trips	Annual Vehicle Revenue Miles	Annual Vehicle Revenue Hours
Demand Response	9	-	\$521,871	\$23,545	\$94,269	13,492	186,101	8,002
Total	9	-	\$521,871	\$23,545	\$94,269	13,492	186,101	8,002

Performance Measures

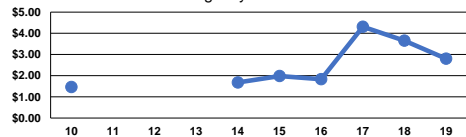
Service Efficiency

Mode	Operating Expenses per Vehicle Revenue Mile	Operating Expenses per Vehicle Revenue Hour
Demand Response	\$2.80	\$65.22
Total	\$2.80	\$65.22

Service Effectiveness

Mode	Operating Expenses per Unlinked Passenger Trip	Unlinked Trips per Vehicle Revenue Mile	Unlinked Trips per Vehicle Revenue Hour
Demand Response	\$38.68	0.1	1.7
Total	\$38.68	0.1	1.7

Operating Expense per Vehicle Revenue Mile: Agency Total



Unlinked Passenger Trips per Vehicle Revenue Mile: Agency Total

