

Lincoln County Transit

2019 Annual Agency Profile

<https://lincolncountyga.org/>

210 Humphrey St
P.O. Box 340
Lincolnton, GA 30817-5847

General Information

Service Consumption

11,520 Annual Unlinked Trips (UPT)

Service Supplied

61,966 Annual Vehicle Revenue Miles (VRM)
5,408 Annual Vehicle Revenue Hours (VRH)

Summary of Operating Expenses (OE)

\$89,421 Total Operating Expenses

Database Information

NTDID: 4R03-40961

Reporter Type: Rural General Public Transit

Financial Information

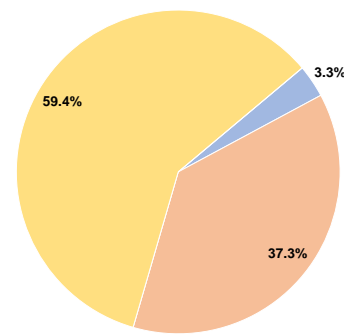
Sources of Operating Funds Expended

Fare Revenues	\$2,920	3.3%
Local Funds	\$33,396	37.3%
State Funds	\$0	0.0%
Federal Assistance	\$53,105	59.4%
Other Funds	\$0	0.0%
Total Operating Funds Expended	\$89,421	100.0%

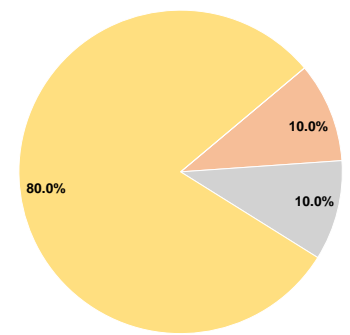
Sources of Capital Funds Expended

Fare Revenues	\$0	0.0%
Local Funds	\$9,308	10.0%
State Funds	\$9,308	10.0%
Federal Assistance	\$74,463	80.0%
Other Funds	\$0	0.0%
Total Capital Funds Expended	\$93,079	100.0%

Operating Funding Sources



Capital Funding Sources



Modal Characteristics

Operation Characteristics

Vehicles Operated at Maximum Service

Mode	Directly Operated	Purchased Transportation	Operating Expenses	Fare Revenues	Uses of Capital Funds	Annual Unlinked Trips	Annual Vehicle Revenue Miles	Annual Vehicle Revenue Hours
Demand Response	4	-	\$89,421	\$2,920	\$93,079	11,520	61,966	5,408
Total	4	-	\$89,421	\$2,920	\$93,079	11,520	61,966	5,408

Performance Measures

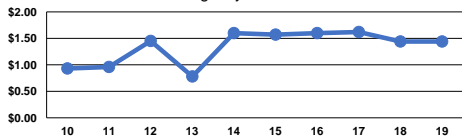
Service Efficiency

Mode	Operating Expenses per Vehicle Revenue Mile	Operating Expenses per Vehicle Revenue Hour
Demand Response	\$1.44	\$16.53
Total	\$1.44	\$16.53

Service Effectiveness

Mode	Operating Expenses per Unlinked Passenger Trip	Unlinked Trips per Vehicle Revenue Mile	Unlinked Trips per Vehicle Revenue Hour
Demand Response	\$7.76	0.2	2.1
Total	\$7.76	0.2	2.1

Operating Expense per Vehicle Revenue Mile: Agency Total



Unlinked Passenger Trips per Vehicle Revenue Mile: Agency Total

