

# Jefferson County Transit

## 2019 Annual Agency Profile

### General Information

#### Service Consumption

27,155 Annual Unlinked Trips (UPT)

#### Service Supplied

203,207 Annual Vehicle Revenue Miles (VRM)  
14,443 Annual Vehicle Revenue Hours (VRH)

#### Summary of Operating Expenses (OE)

\$365,308 Total Operating Expenses

#### Database Information

NTDID: 4R03-40977

Reporter Type: Rural General Public Transit

### Financial Information

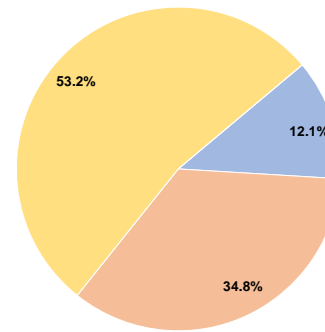
#### Sources of Operating Funds Expended

Fare Revenues	\$44,116	12.1%
Local Funds	\$127,012	34.8%
State Funds	\$0	0.0%
Federal Assistance	\$194,180	53.2%
Other Funds	\$0	0.0%
<b>Total Operating Funds Expended</b>	<b>\$365,308</b>	<b>100.0%</b>

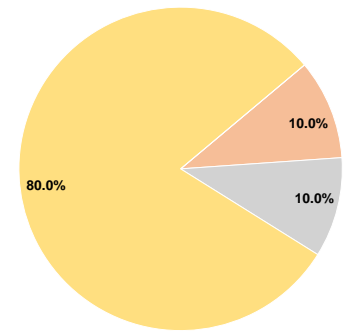
#### Sources of Capital Funds Expended

Fare Revenues	\$0	0.0%
Local Funds	\$4,654	10.0%
State Funds	\$4,654	10.0%
Federal Assistance	\$37,231	80.0%
Other Funds	\$0	0.0%
<b>Total Capital Funds Expended</b>	<b>\$46,539</b>	<b>100.0%</b>

#### Operating Funding Sources



#### Capital Funding Sources



### Modal Characteristics

#### Operation Characteristics

#### Vehicles Operated at Maximum Service

Mode	Directly Operated	Purchased Transportation	Operating Expenses	Fare Revenues	Uses of Capital Funds	Annual Unlinked Trips	Annual Vehicle Revenue Miles	Annual Vehicle Revenue Hours
Demand Response	6	-	\$365,308	\$44,116	\$46,539	27,155	203,207	14,443
<b>Total</b>	<b>6</b>	<b>-</b>	<b>\$365,308</b>	<b>\$44,116</b>	<b>\$46,539</b>	<b>27,155</b>	<b>203,207</b>	<b>14,443</b>

#### Performance Measures

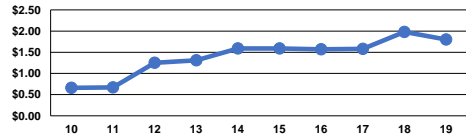
#### Service Efficiency

Mode	Operating Expenses per Vehicle Revenue Mile	Operating Expenses per Vehicle Revenue Hour
Demand Response	\$1.80	\$25.29
<b>Total</b>	<b>\$1.80</b>	<b>\$25.29</b>

#### Service Effectiveness

Mode	Operating Expenses per Unlinked Passenger Trip	Unlinked Trips per Vehicle Revenue Mile	Unlinked Trips per Vehicle Revenue Hour
Demand Response	\$13.45	0.1	1.9
<b>Total</b>	<b>\$13.45</b>	<b>0.1</b>	<b>1.9</b>

Operating Expense per Vehicle Revenue Mile: Agency Total



Unlinked Passenger Trips per Vehicle Revenue Mile: Agency Total

