

Brooks County Transit

2019 Annual Agency Profile

<http://www.brookscountyga.us/>

610 S. Highland St
P.O. Box 272
Quitman, GA 31643

General Information

Service Consumption

14,457 Annual Unlinked Trips (UPT)

Service Supplied

156,565 Annual Vehicle Revenue Miles (VRM)
7,911 Annual Vehicle Revenue Hours (VRH)

Summary of Operating Expenses (OE)

\$262,051 Total Operating Expenses

Database Information

NTDID: 4R03-41016

Reporter Type: Rural General Public Transit

Financial Information

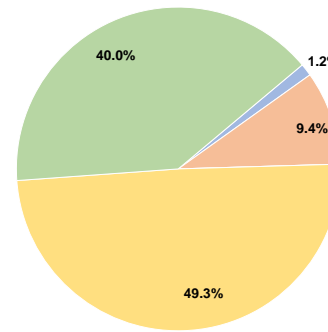
Sources of Operating Funds Expended

Fare Revenues	\$3,249	1.2%
Local Funds	\$24,636	9.4%
State Funds	\$0	0.0%
Federal Assistance	\$129,254	49.3%
Other Funds	\$104,912	40.0%
Total Operating Funds Expended	\$262,051	100.0%

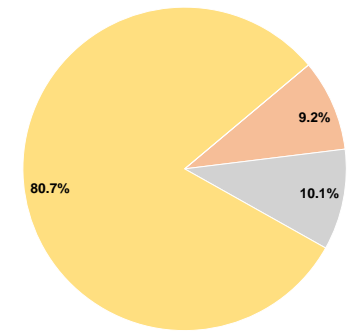
Sources of Capital Funds Expended

Fare Revenues	\$0	0.0%
Local Funds	\$13,641	9.2%
State Funds	\$15,037	10.1%
Federal Assistance	\$120,298	80.7%
Other Funds	\$0	0.0%
Total Capital Funds Expended	\$148,976	100.0%

Operating Funding Sources



Capital Funding Sources



Modal Characteristics

Operation Characteristics

Vehicles Operated at Maximum Service

Mode	Directly Operated	Purchased Transportation	Operating Expenses	Fare Revenues	Uses of Capital Funds	Annual Unlinked Trips	Annual Vehicle Revenue Miles	Annual Vehicle Revenue Hours
Demand Response	7	-	\$262,051	\$3,249	\$148,976	14,457	156,565	7,911
Total	7	-	\$262,051	\$3,249	\$148,976	14,457	156,565	7,911

Performance Measures

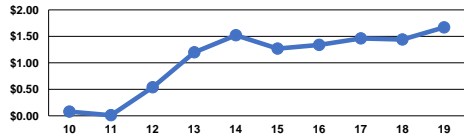
Service Efficiency

Mode	Operating Expenses per Vehicle Revenue Mile	Operating Expenses per Vehicle Revenue Hour
Demand Response	\$1.67	\$33.12
Total	\$1.67	\$33.12

Service Effectiveness

Mode	Operating Expenses per Unlinked Passenger Trip	Unlinked Trips per Vehicle Revenue Mile	Unlinked Trips per Vehicle Revenue Hour
Demand Response	\$18.13	0.1	1.8
Total	\$18.13	0.1	1.8

Operating Expense per Vehicle Revenue Mile: Agency Total



Unlinked Passenger Trips per Vehicle Revenue Mile: Agency Total

